

Linking Causes and Gaps in Service for Adults Experiencing Homelessness

Josie Parker, PhD, Pathways Community Network Institute
John P. Barile, PhD, University of Hawai'i at Mānoa

BACKGROUND

- In 2013, Metro Atlanta conducted 6th homeless count and survey
 - 2003, 2005, 2007, 2009, 2011, 2013
- City of Atlanta, DeKalb County and Fulton County
- Required by HUD to receive federal funding
 - biannually and last 10 days in Jan.
- Homeless count conducted on 1/28/13
- Community homeless survey conducted Feb. to April, 2013
- Survey typically asks about demographics, homeless history, and disabling conditions
 - New sections included: health concerns, social services, and family reunification

METHODOLOGY

- Representative sample based on gender, family status, and sleeping location (emergency shelter / transitional housing vs. unsheltered)

Comparison of 2013 Metro Atlanta Homeless Census to Survey

| | 2013 Homeless Survey | 2013 Homeless Census |
|------------------------|----------------------|----------------------|
| Individual Adult Males | 63% | 68% |
| Family Members | 23% | 17% |
| Sheltered Locations | 65% | 69% |

- Total of 577 completed surveys
- Surveyed adults only – both unaccompanied and head of households

METHODOLOGY

- Data collected at 10 locations, i.e. meal sites, service providers and housing programs
- Peer to peer interview using homeless Veterans
 - Written as self-administered survey
- Took about 15 minutes to complete
- Provide \$5 fast food gift card for incentive

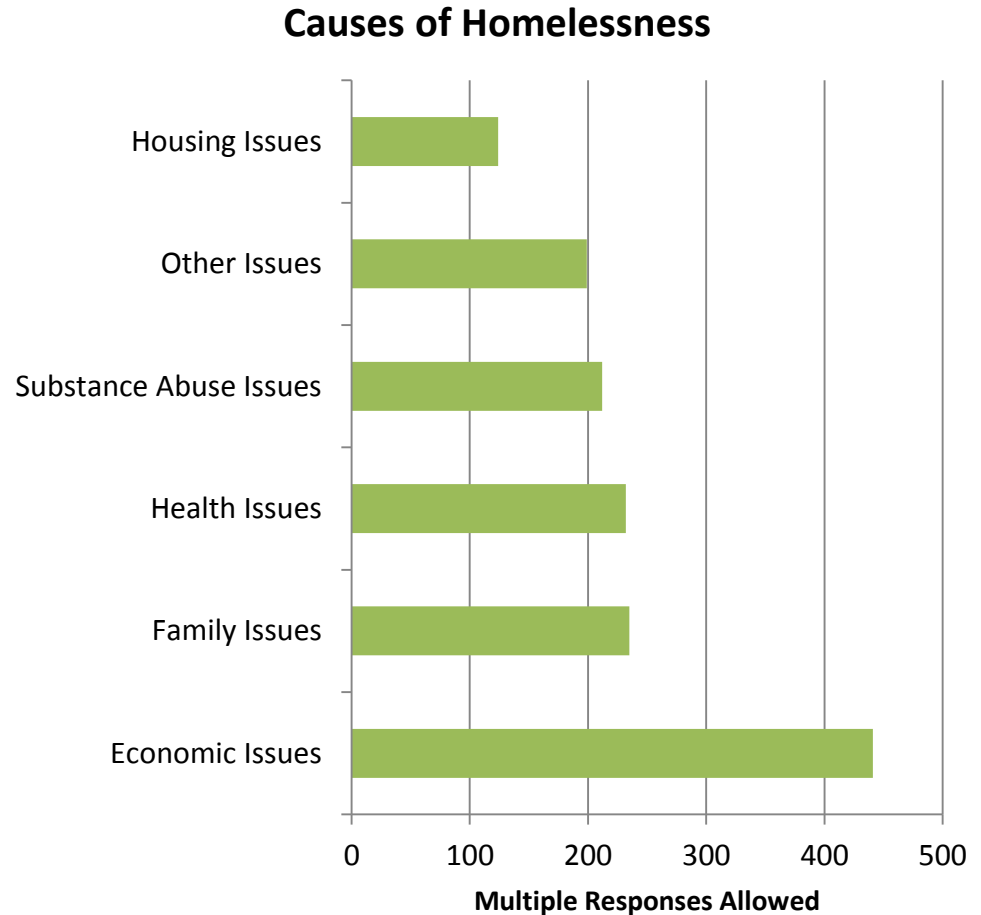


CHARACTERISTICS

- Overwhelmingly,
 - Men (83%)
 - African American (88%)
 - Middle aged (58%)
 - Single (93%)
- Less than quarter Veterans (21%)
 - Served about 4 years
 - A third served in war zone

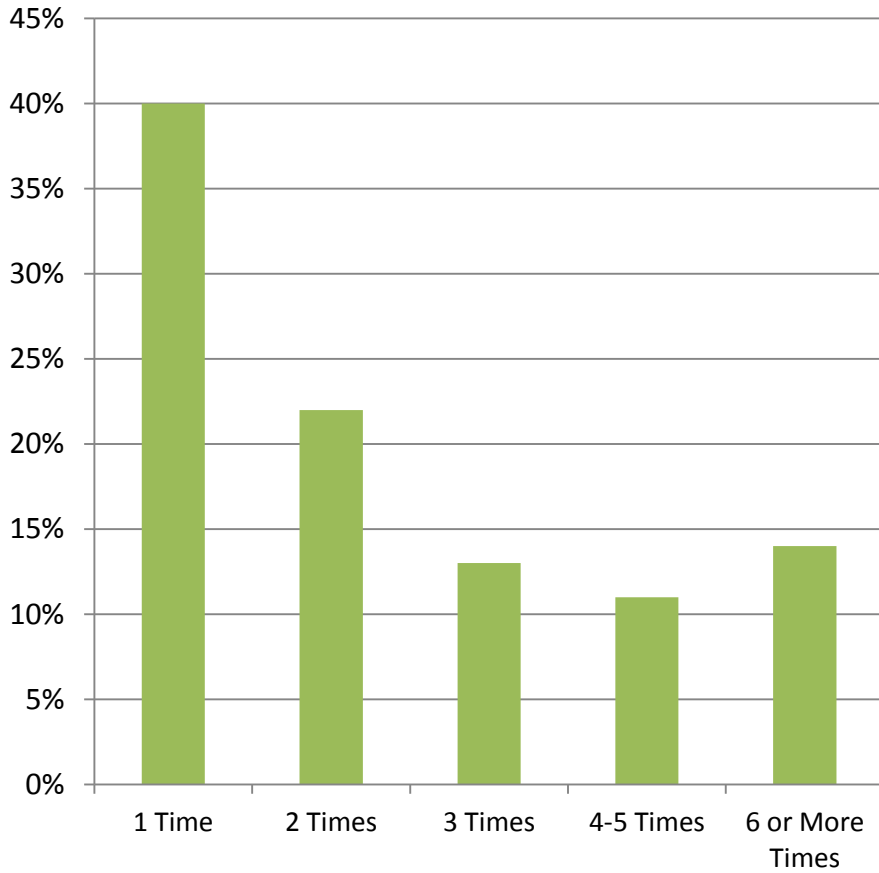
HOMELESS HISTORY

| Specific Reasons for Homelessness | Multiple Responses Allowed |
|-----------------------------------|----------------------------|
| Unemployed | 318 |
| Substance abuse | 212 |
| No money | 169 |
| Unable to pay rent | 161 |
| Relocation | 110 |
| Mental illness | 118 |
| Released from jail or prison | 106 |
| Argue with family | 101 |
| Physical Illness | 98 |
| Disabled | 82 |
| Eviction | 66 |
| Death in family | 65 |
| Divorce / Separated | 60 |

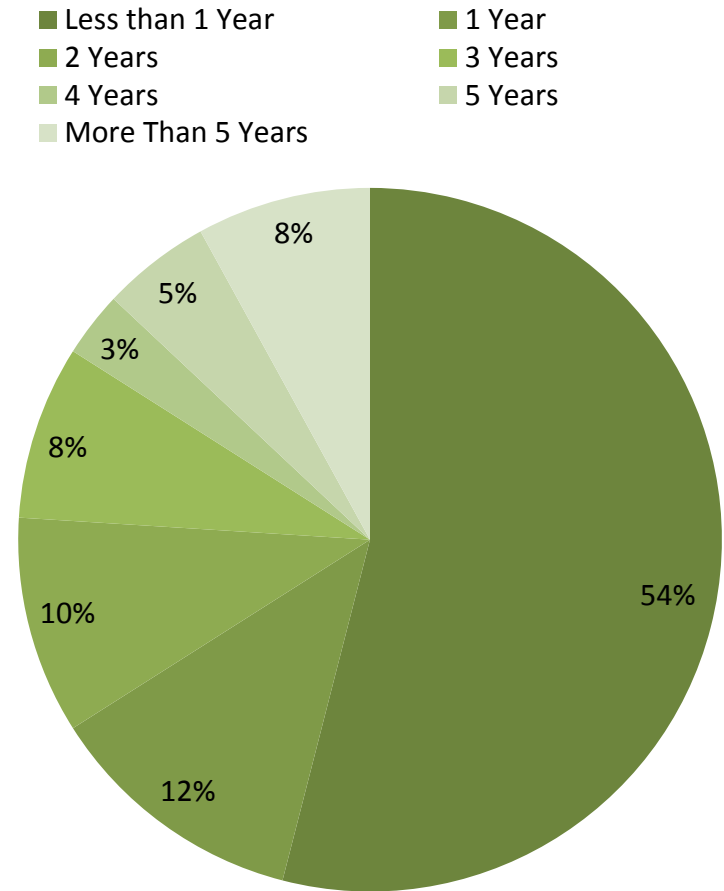


HOMELESS HISTORY

Times Homeless Over Past 3 Years

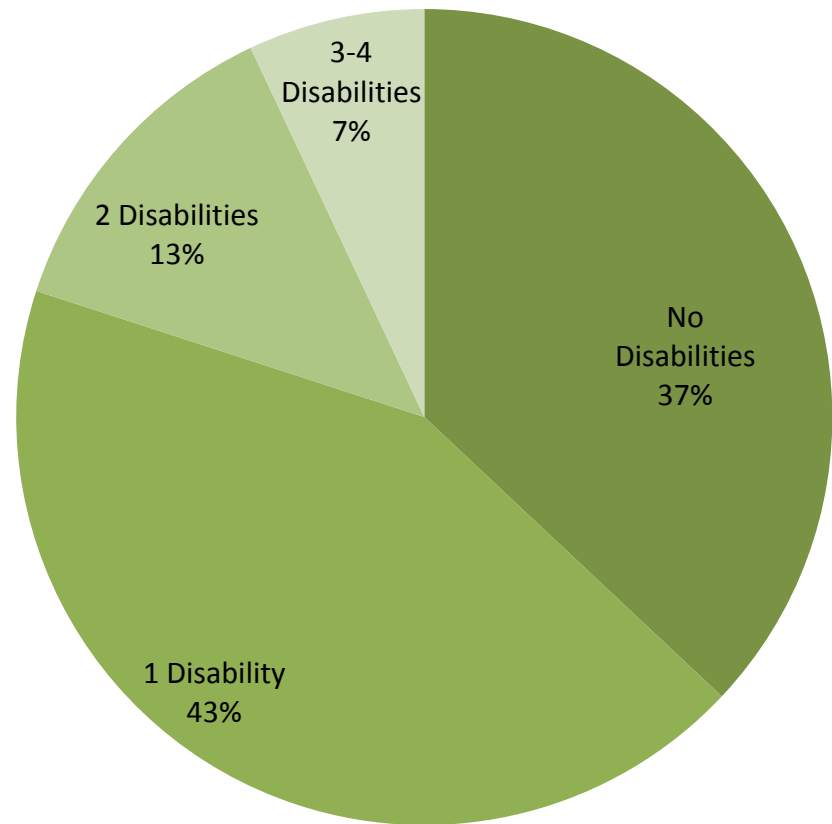


Duration of Homelessness



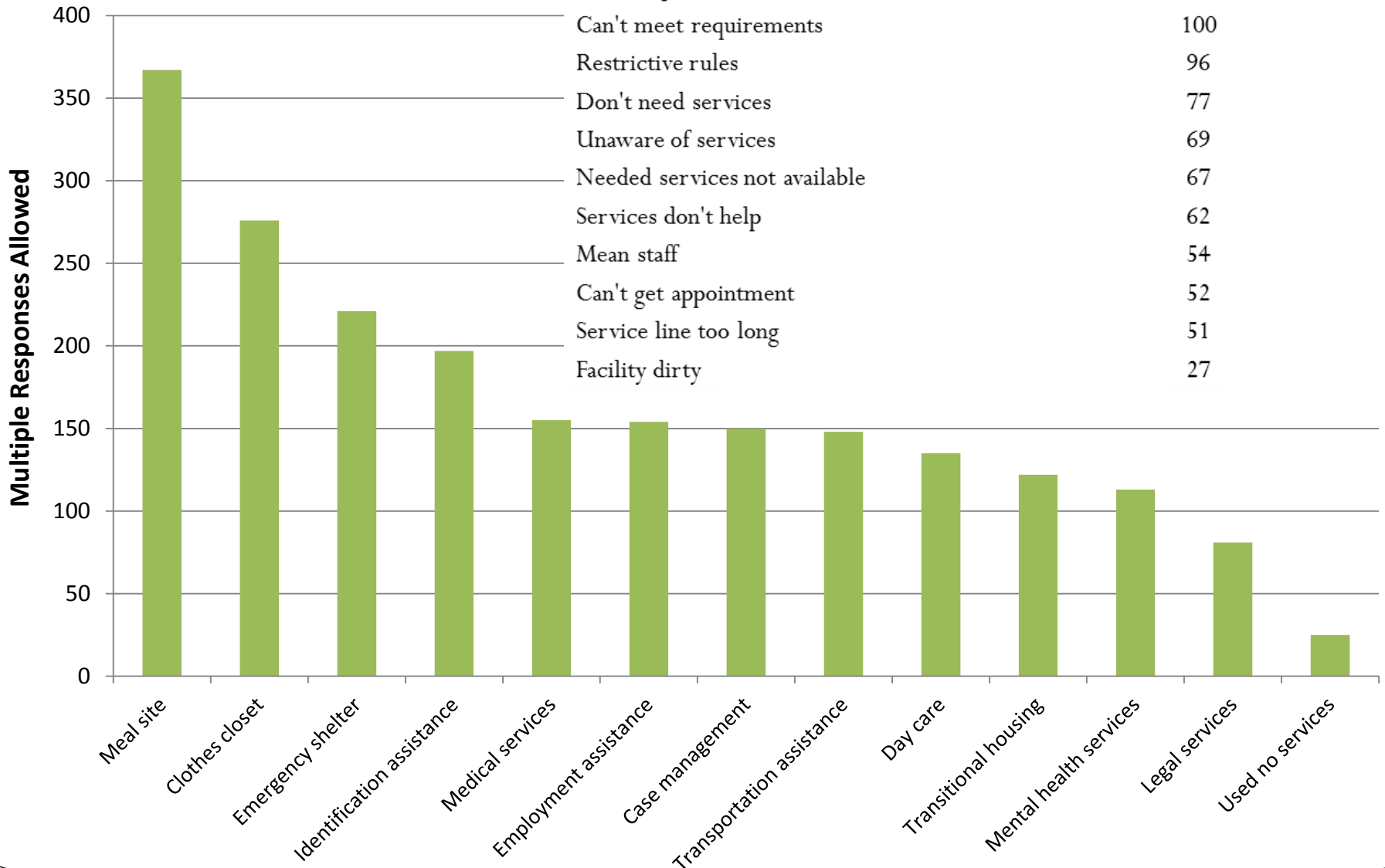
DISABLING CONDITIONS

- 1) Substance abuse (25%)
 - Alcoholism
- 2) Mental health (24%)
 - Depression
- 3) Physical disability (18%)
 - Back and leg pain
- 4) Chronic health problems
 - HIV/AIDS



SOCIAL SERVICES

Service Usage During a Month



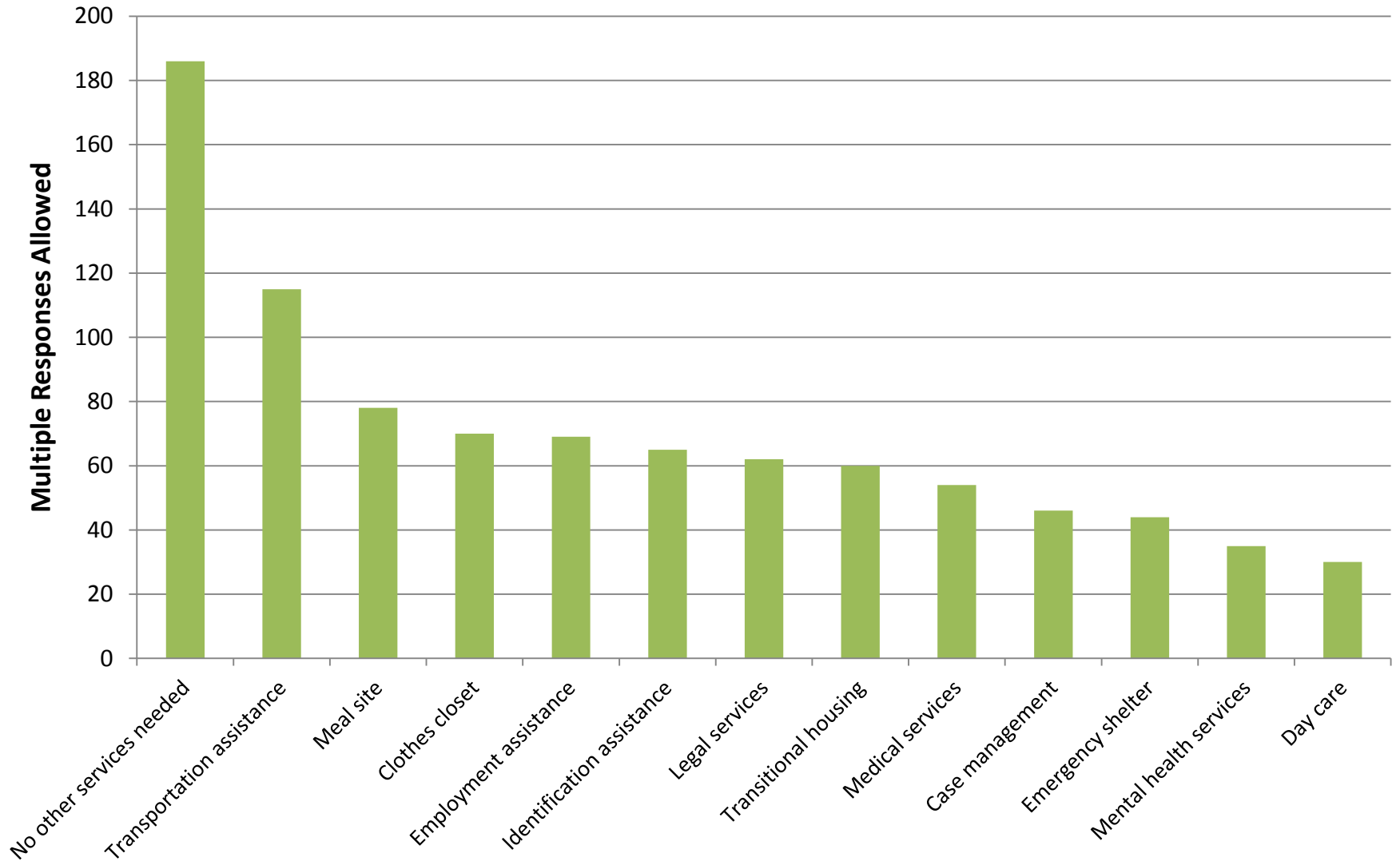
Reasons for Not Using Services

| | |
|-------------------------------|-----|
| No transportation | 158 |
| Can't meet requirements | 100 |
| Restrictive rules | 96 |
| Don't need services | 77 |
| Unaware of services | 69 |
| Needed services not available | 67 |
| Services don't help | 62 |
| Mean staff | 54 |
| Can't get appointment | 52 |
| Service line too long | 51 |
| Facility dirty | 27 |

Multiple Responses Allowed

SOCIAL SERVICES

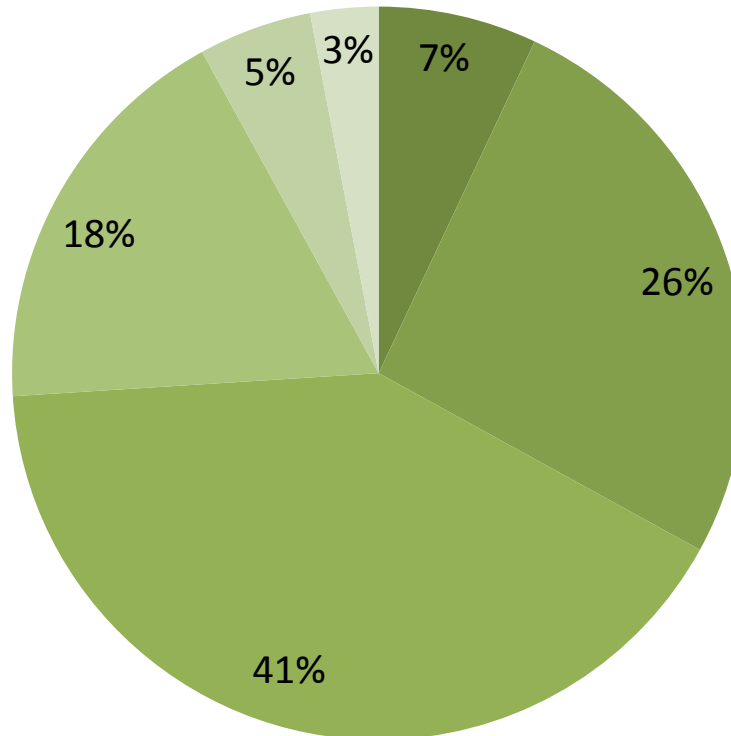
Services Needed



SOCIAL SERVICES

Number of Agencies Visited

- 0 agencies
- 1 agency
- 2-3 agencies
- 4-5 agencies
- 6-10 agencies
- Over 10 agencies



What else can we learn from this data?

Closing the Gap

- Issues:

1. Individuals become homeless for many different reasons.
2. The health care needs of individuals experiencing homelessness likely differ depending on the reasons why they became homeless.
3. Appropriate coordination of care is dependent upon service agencies' ability to identify and understand individuals' unique histories and future needs.

Methodology

- Data Collected in April, 2013
- Examined Descriptive Statistics
- Identified Traditional Group Differences
- Considered the use of Latent Class Analysis

Latent Class Analysis (LCA)

- The real world is a very heterogeneous place.
- Similar to Cluster Analysis
- LCA is used to identify naturally occurring groups based on a set of variables.
- LCA can be used to identify clusters of individuals that share similar patterns of responses to a set of questions.
- The researcher can test and compare the results using a different number of groups to find the best solution.

Potential Utility of LCA

LCA can be used to help answer:

- Do individuals with a common set of demographic characteristics (e.g. age, gender, ethnicity, income, immigration status) differ in their health care needs?
- Are there identifiable patterns of behavior that are associated with different health outcomes?

Current Investigation

What We Want to Know

1. Can individuals experiencing homelessness be organized into unique groups using latent class analysis based on their self-identified reasons for becoming homeless?

What We Want to Know

1. Can individuals experiencing homelessness be organized into unique groups using latent class analysis based on their self-identified reasons for becoming homeless?
2. Is group membership (also known as class) associated with differences in the time or frequency in which individuals have experienced homelessness?

What We Want to Know

1. Can individuals experiencing homelessness be organized into unique groups using latent class analysis based on their self-identified reasons for becoming homeless?
2. Is group membership (also known as class) associated with differences in the time or frequency in which individuals have experienced homelessness?
3. Do the composition of the classes differ based on their demographics or history of homelessness?

What We Want to Know

1. Can individuals experiencing homelessness be organized into unique groups using latent class analysis based on their self-identified reasons for becoming homeless?
2. Is group membership (also known as class) associated with differences in the time or frequency in which individuals have experienced homelessness?
3. Do the composition of the classes differ based on their demographics or history of homelessness?
4. Do the composition of the classes differ in health status?

What We Want to Know

1. Can individuals experiencing homelessness be organized into unique groups using latent class analysis based on their self-identified reasons for becoming homeless?
2. Is group membership (also known as class) associated with differences in the time or frequency in which individuals have experienced homelessness?
3. Do the composition of the classes differ based on their demographics or history of homelessness?
4. Do the composition of the classes differ in health status?
5. Do the classes differ in the number and type of services used?

What We Want to Know

1. Can individuals experiencing homelessness be organized into unique groups using latent class analysis based on their self-identified reasons for becoming homeless?
2. Is group membership (also known as class) associated with differences in the time or frequency in which individuals have experienced homelessness?
3. Do the composition of the classes differ based on their demographics or history of homelessness?
4. Do the composition of the classes differ in health status?
5. Do the classes differ in the number and type of services used?
6. Do the classes differ in the number and type of services needed?

What We Did

- Individuals were asked:

“What are the primary reasons that caused you to become homeless”

- Individuals were permitted to respond affirmatively to one or more items
- These items were then used to predict class membership in the LCA

What are the primary reasons that caused you to become homeless?
(Check all that apply.)

Substance abuse (SA):

- Alcohol or drug use
- Completed, was terminated, or voluntarily left treatment program

Economic factors:

- Lost job (unemployment)
- Unable to pay rent or mortgage
- Loss of money, lack of funds
- SSI or SSD cut off or benefits canceled
- Other economic (Describe): _____

Family factors:

- Argument with family or friends
- Family violence
- Divorce
- Death in family
- Other family issues (Describe): _____

Health factors:

- Illness or medical problem
- Mental illness
- Released from hospital
- Disabled
- Other health issues (Describe): _____

Housing factors:

- Housing loss due to loss of public housing unit or Section 8 housing
- Housing loss due to foreclosure (homeowner)
- Housing loss due to eviction from foreclosed rental property
- Housing loss due to other non-economic reasons (house fire, evicted for lease violations, etc.)
- Other housing issues (Describe): _____

Other factors:

- Relocation, transition or from out of town
- Released from jail or prison
- Other issues (Describe): _____
- Don't know / no answer

What are the primary reasons that caused you to become homeless? (Check all that apply.)

Substance abuse (SA):

- 1 Alcohol or drug use
- 2 Completed, was terminated, or voluntarily left treatment program

Economic factors:

- 3 Lost job (unemployment)
- 4 Unable to pay rent or mortgage
- 5 Loss of money, lack of funds
- 6 SSI or SSD cut off or benefits canceled
- ~~Other economic (Describe):~~ _____

Family factors:

- 7 Argument with family or friends
- 8 Family violence
- 9 Divorce
- 10 Death in family
- ~~Other family issues (Describe):~~ _____

Health factors:

- 11 Illness or medical problem
- 12 Mental illness
- 13 Released from hospital
- 14 Disabled
- ~~Other health issues (Describe):~~ _____

Housing factors:

- 15 Housing loss due to loss of public housing unit or Section 8 housing
- 16 Housing loss due to foreclosure (homeowner)
- 17 Housing loss due to eviction from foreclosed rental property
- ~~Housing loss due to other non-economic reasons (house fire, evicted for lease violations, etc.)~~
- ~~Other housing issues (Describe):~~ _____

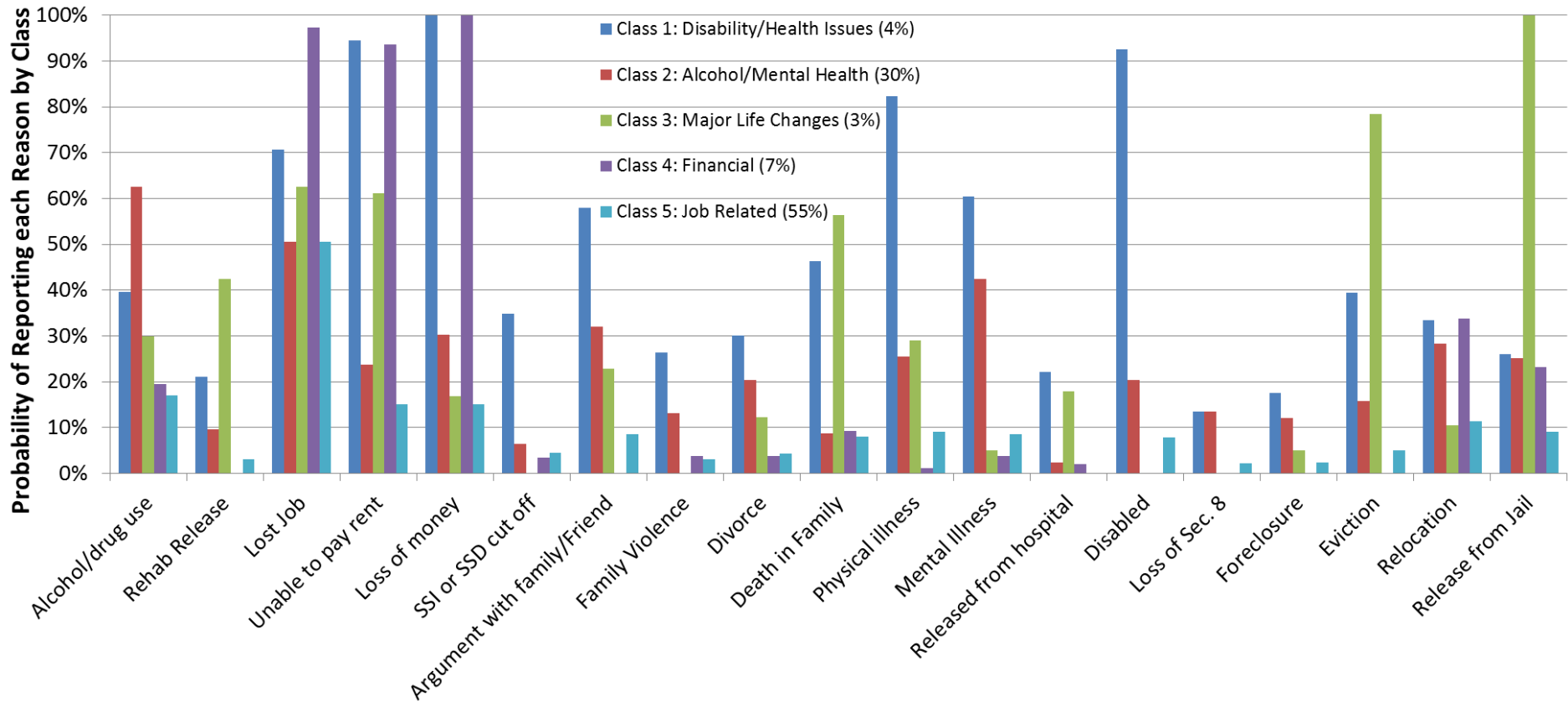
Other factors:

- 18 Relocation, transition or from out of town
- 19 Released from jail or prison
- ~~Other issues (Describe):~~ _____
- ~~Don't know / no answer~~

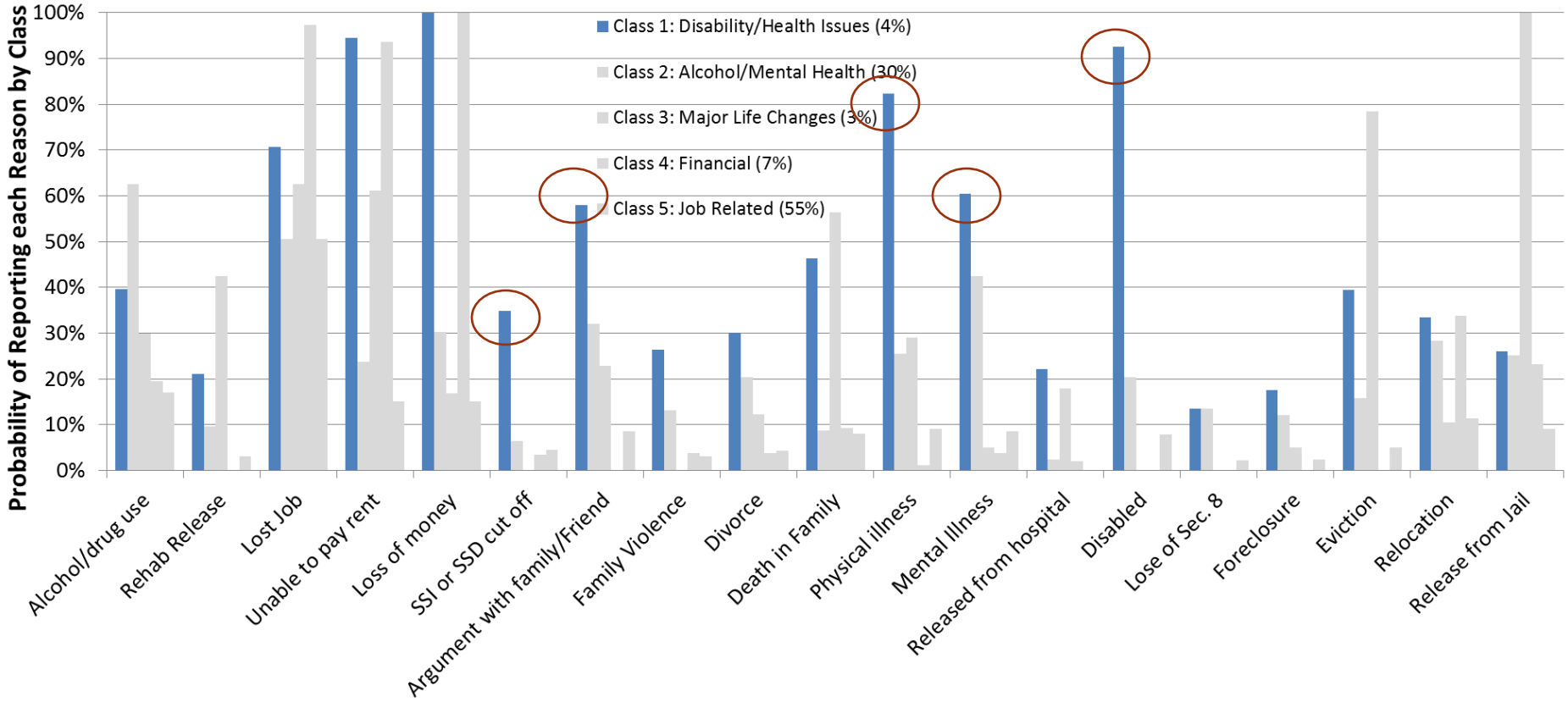
Results of the Latent Class Analysis

- Analyses comparing 3, 4, 5, and 6 group models were compared.
- The five group model represented the best fit to the data.
- Results of the five group model suggested that respondent pool could be divided into the following classes:
 - Class 1: Disability/Health Issues (4%)
 - Class 2: Alcohol/Mental Health (30%)
 - Class 3: Major Life Changes (3%)
 - Class 4: Financial (7%)
 - Class 5: Job Related (55%)

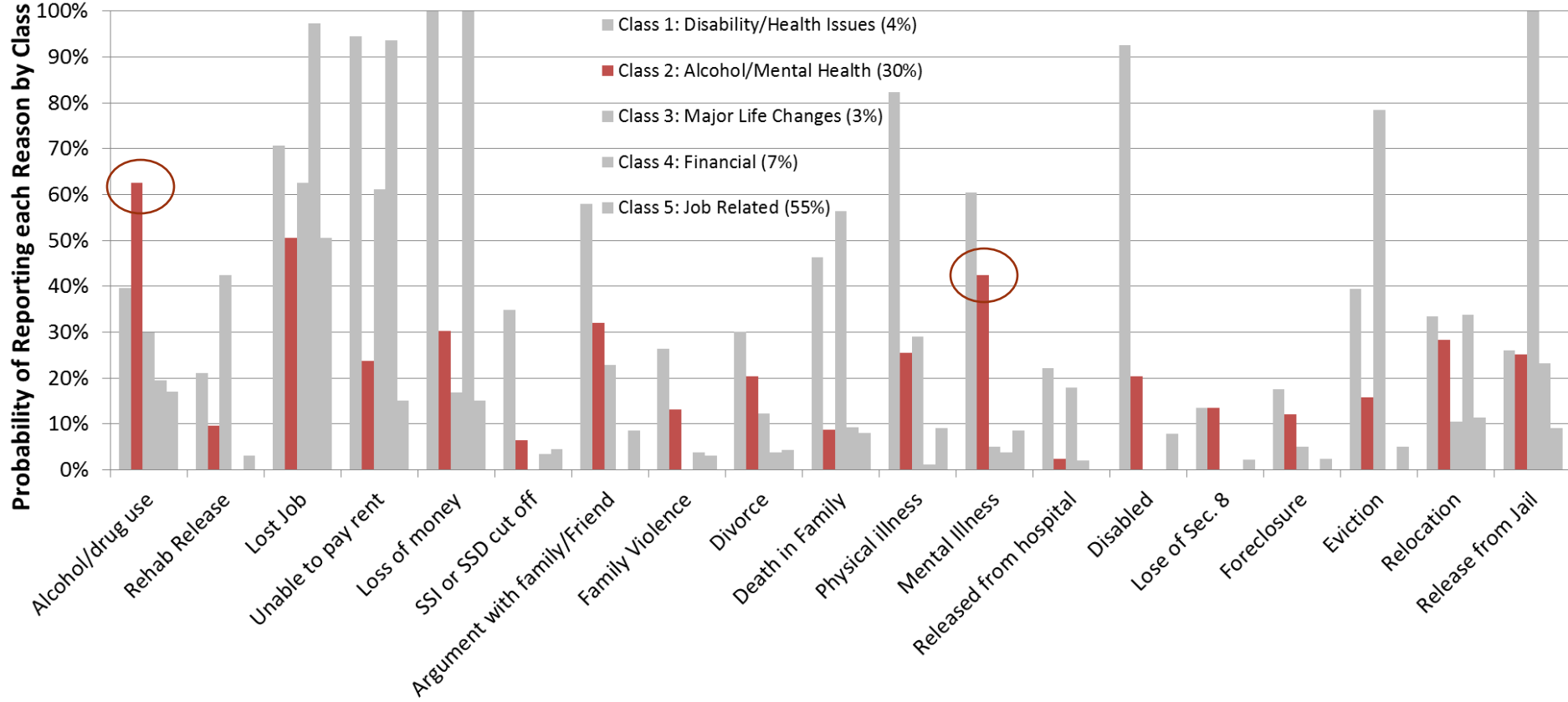
What It Looks Like



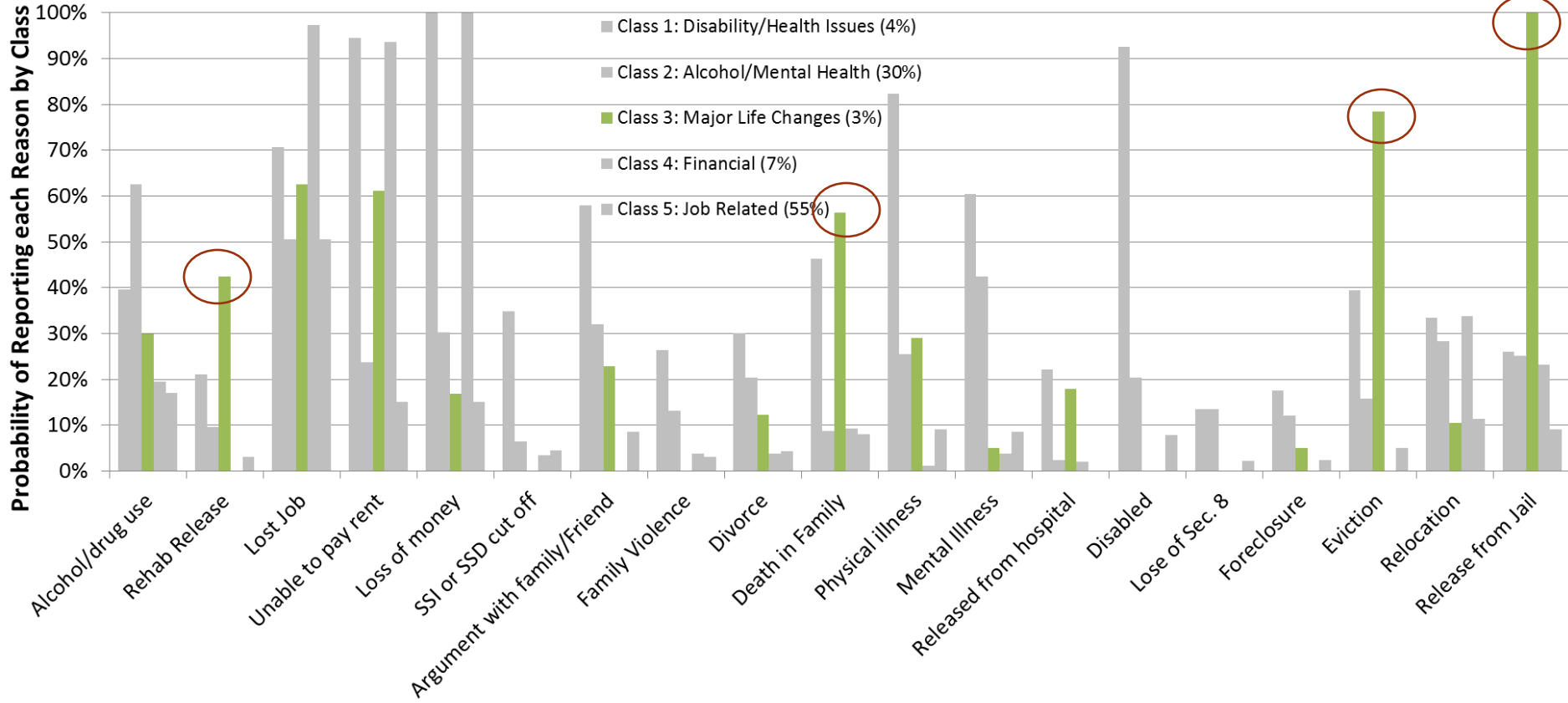
What It Looks Like



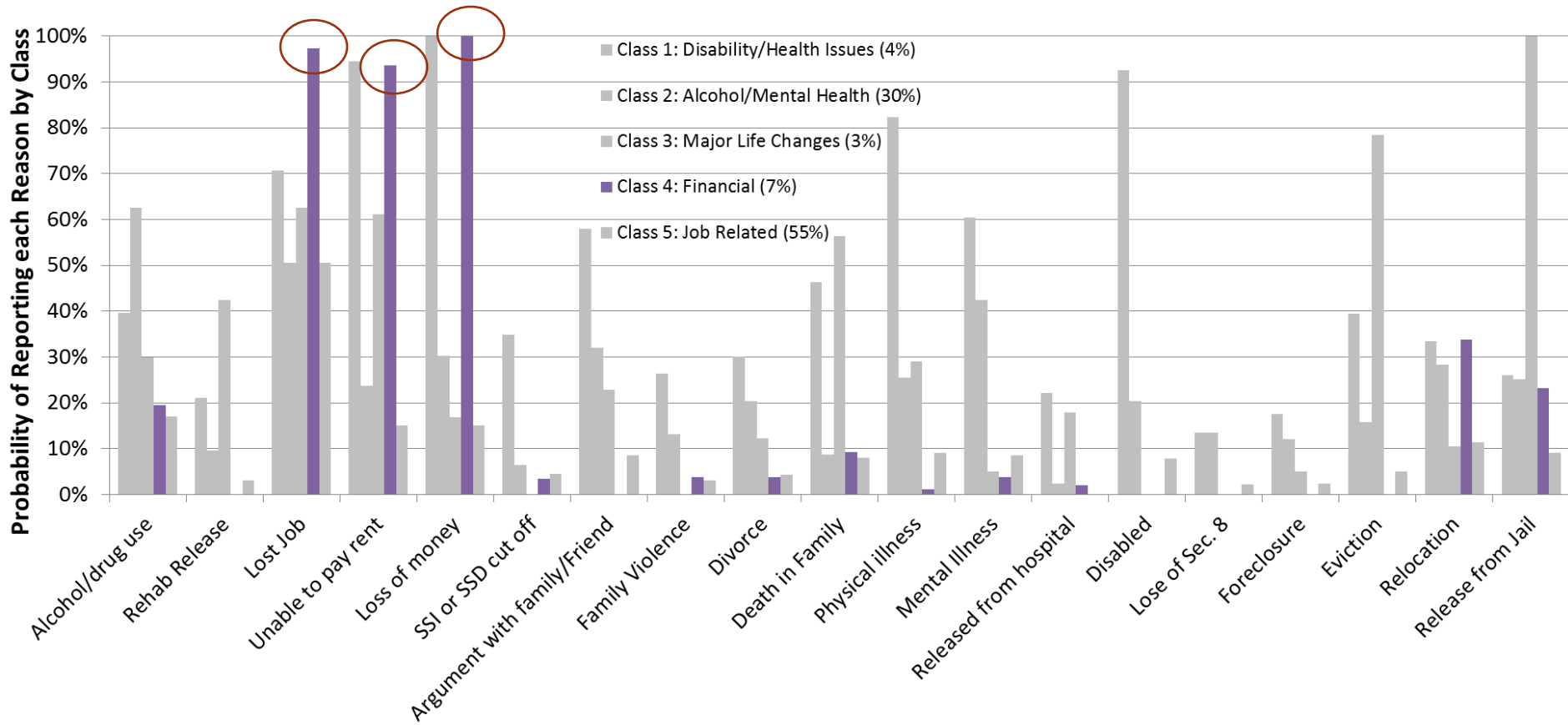
What It Looks Like



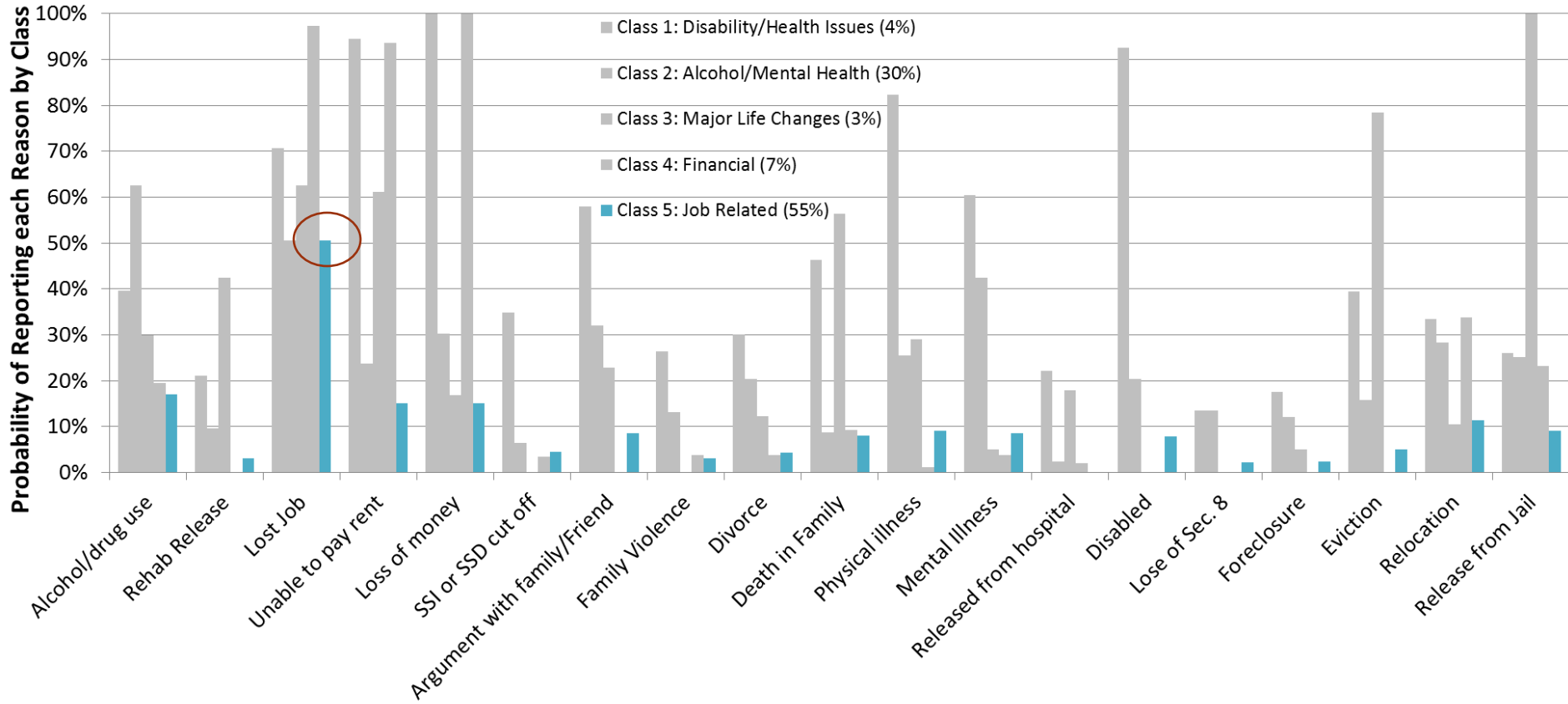
What It Looks Like



What It Looks Like



What It Looks Like



Class Characteristics

- Class 1: Disability/Health Issues (4%)
 - Individuals with or eligible for SSI/SSDI, with a history of physical and mental illness
- Class 2: Alcohol/Mental Health (30%)
 - Individuals with a history of alcohol/drug use and concurrent mental health illness
- Class 3: Major Life Changes (3%)
 - Individuals who of recently experience residential instability related to release for rehab, jail, death in the family and/or eviction
- Class 4: Financial (7%)
 - Individuals in acute financial crisis associated with loss of job, inability to pay rent, and general loss of money
- Class 5: Job Related (55%)
 - Lost job or otherwise unspecified

Demographic characteristics by class membership

| | Class 1: Disability/Physical Health (n = 23) | Class 2: Alcohol/Drug/ Mental Health (n = 155) | Class 3: Major Life Changes (n = 17) | Class 4: Financial (n = 43) | Class 5: Job Related (n = 339) |
|---------------------------|---|---|---|-----------------------------------|--------------------------------------|
| | % | % | % | % | % |
| Age | | | | | |
| 18-34 | 5 | 7 | 18 | 12 | 18 |
| 35-44 | 14 | 16 | 6 | 26 | 15 |
| 45-54 | 52 | 50 | 47 | 41 | 37 |
| 55-64 | 29 | 22 | 29 | 21 | 27 |
| 65 and above | -- | 3 | -- | -- | 5 |
| Female | 18 | 14 | 18 | 19 | 18 |
| Black/African American | 81 | 85 | 94 | 81 | 89 |
| Has at least one child | 13 | 8 | 12 | 9 | 9 |
| Veteran | 39 | 21 | 18 | 23 | 19 |

Demographic characteristics by class membership

| | Class 1: Disability/Physical Health (n = 23) | Class 2: Alcohol/Drug/ Mental Health (n = 155) | Class 3: Major Life Changes (n = 17) | Class 4: Financial (n = 43) | Class 5: Job Related (n = 339) |
|---------------------------|---|---|---|-----------------------------------|--------------------------------------|
| | % | % | % | % | % |
| Age | | | | | |
| 18-34 | 5 | 7 | 18 | 12 | 18 |
| 35-44 | 14 | 16 | 6 | 26 | 15 |
| 45-54 | 52 | 50 | 47 | 41 | 37 |
| 55-64 | 29 | 22 | 29 | 21 | 27 |
| 65 and above | -- | 3 | -- | -- | 5 |
| Female | 18 | 14 | 18 | 19 | 18 |
| Black/African American | 81 | 85 | 94 | 81 | 89 |
| Has at least one child | 13 | 8 | 12 | 9 | 9 |
| Veteran | 39 | 21 | 18 | 23 | 19 |

Demographic characteristics by class membership

| | Class 1: Disability/Physical Health (n = 23) | Class 2: Alcohol/Drug/ Mental Health (n = 155) | Class 3: Major Life Changes (n = 17) | Class 4: Financial (n = 43) | Class 5: Job Related (n = 339) |
|---------------------------|---|---|---|-----------------------------------|--------------------------------------|
| | % | % | % | % | % |
| Age | | | | | |
| 18-34 | 5 | 7 | 18 | 12 | 18 |
| 35-44 | 14 | 16 | 6 | 26 | 15 |
| 45-54 | 52 | 50 | 47 | 41 | 37 |
| 55-64 | 29 | 22 | 29 | 21 | 27 |
| 65 and above | -- | 3 | -- | -- | 5 |
| Female | 18 | 14 | 18 | 19 | 18 |
| Black/African American | 81 | 85 | 94 | 81 | 89 |
| Has at least one child | 13 | 8 | 12 | 9 | 9 |
| Veteran | 39 | 21 | 18 | 23 | 19 |

Group Differences by Class Membership

| | Class 1: Disability/Physical Health (n = 23) | Class 2: Alcohol/Drug/ Mental Health (n = 155) | Class 3: Major Life Changes (n = 17) | Class 4: Financial (n = 43) | Class 5: Job Related (n = 339) |
|----------------------|---|---|---|-----------------------------------|---|
| | % | % | % | % | % |
| First time homeless | 45 | 27 | 19 | 50 | 45 |
| Homeless > 3 years | 38 | 35 | 35 | 21 | 17 |
| Poor Health | 61 | 24 | 12 | 5 | 14 |
| | Mean | Mean | Mean | Mean | Mean |
| PHQ Depression Score | 15.94 | 12.15 | 7.46 | 5.81 | 7.38 |

Group Differences by Class Membership

| | Class 1: Disability/Physical Health (n = 23) | Class 2: Alcohol/Drug/ Mental Health (n = 155) | Class 3: Major Life Changes (n = 17) | Class 4: Financial (n = 43) | Class 5: Job Related (n = 339) |
|----------------------|---|---|---|-----------------------------------|---|
| | % | % | % | % | % |
| First time homeless | 45 | 27 | 19 | 50 | 45 |
| Homeless > 3 years | 38 | 35 | 35 | 21 | 17 |
| Poor Health | 61 | 24 | 12 | 5 | 14 |
| | Mean | Mean | Mean | Mean | Mean |
| PHQ Depression Score | 15.94 | 12.15 | 7.46 | 5.81 | 7.38 |

Group Differences by Class Membership

| | Class 1: Disability/Physical Health (n = 23) | Class 2: Alcohol/Drug/ Mental Health (n = 155) | Class 3: Major Life Changes (n = 17) | Class 4: Financial (n = 43) | Class 5: Job Related (n = 339) |
|----------------------|---|---|---|-----------------------------------|---|
| | % | % | % | % | % |
| First time homeless | 45 | 27 | 19 | 50 | 45 |
| Homeless > 3 years | 38 | 35 | 35 | 21 | 17 |
| Poor Health | 61 | 24 | 12 | 5 | 14 |
| | Mean | Mean | Mean | Mean | Mean |
| PHQ Depression Score | 15.94 | 12.15 | 7.46 | 5.81 | 7.38 |

Group differences by limiters for carrying out daily activities

| | Class 1: Disability/Physical Health (n = 23) | Class 2: Alcohol/Drug/ Mental Health (n = 155) | Class 3: Major Life Changes (n = 17) | Class 4: Financial (n = 43) | Class 5: Job Related (n = 339) |
|-------------------------|---|---|---|-----------------------------------|--------------------------------------|
| | % | % | % | % | % |
| Alcohol Use | 22 | 34 | 6 | 12 | 11 |
| Drug Use | 9 | 29 | 53 | 9 | 9 |
| Physical Disability | 57 | 25 | 0 | 9 | 15 |
| Mental Disability | 57 | 38 | 24 | 12 | 17 |
| Chronic Health Problems | 44 | 14 | 12 | 14 | 9 |
| No Disability | 9 | 14 | 18 | 61 | 59 |

Group differences by limiters for carrying out daily activities

| | Class 1: Disability/Physical Health (n = 23) | Class 2: Alcohol/Drug/ Mental Health (n = 155) | Class 3: Major Life Changes (n = 17) | Class 4: Financial (n = 43) | Class 5: Job Related (n = 339) |
|-------------------------|---|---|---|-----------------------------------|--------------------------------------|
| | % | % | % | % | % |
| Alcohol Use | 22 | 34 | 6 | 12 | 11 |
| Drug Use | 9 | 29 | 53 | 9 | 9 |
| Physical Disability | 57 | 25 | 0 | 9 | 15 |
| Mental Disability | 57 | 38 | 24 | 12 | 17 |
| Chronic Health Problems | 44 | 14 | 12 | 14 | 9 |
| No Disability | 9 | 14 | 18 | 61 | 59 |

Ok, so individuals become homeless for different reasons but should that impact the types of services that are provided?

Which services have you used in the past month?

| | | | |
|--------------------------|---|--------------------------|--|
| <input type="checkbox"/> | Soup kitchen or food pantry | <input type="checkbox"/> | Legal services |
| <input type="checkbox"/> | Clothes closet | <input type="checkbox"/> | Medical services |
| <input type="checkbox"/> | ID assistance | <input type="checkbox"/> | Mental health services |
| <input type="checkbox"/> | Job readiness, job search, or employment assistance | <input type="checkbox"/> | Transitional housing (including recovery programs) |
| <input type="checkbox"/> | Transportation assistance | <input type="checkbox"/> | Emergency shelter or temporary housing |
| <input type="checkbox"/> | Day center with telephones, mailroom, or restrooms | <input type="checkbox"/> | Haven't used any services |
| <input type="checkbox"/> | Case management or counseling | | |

Were there any services that you needed in the past month but were not able to get?

| | | | |
|--------------------------|---|--------------------------|--|
| <input type="checkbox"/> | Soup kitchen or food pantry | <input type="checkbox"/> | Legal services |
| <input type="checkbox"/> | Clothes closet | <input type="checkbox"/> | Medical services |
| <input type="checkbox"/> | ID assistance | <input type="checkbox"/> | Mental health services |
| <input type="checkbox"/> | Job readiness, job search, or employment assistance | <input type="checkbox"/> | Transitional housing (including recovery programs) |
| <input type="checkbox"/> | Transportation assistance | <input type="checkbox"/> | Emergency shelter or temporary housing |
| <input type="checkbox"/> | Day center with telephones, mailroom, or restrooms | <input type="checkbox"/> | Haven't used any services |
| <input type="checkbox"/> | Case management or counseling | | |

| | Class 1: Disability/Physical Health (n = 23) | | Class 2: Alcohol/Drug/ Mental Health (n = 155) | | Class 3: Major Life Changes (n = 17) | | Class 4: Financial (n = 43) | | Class 5: Job Related (n = 339) | |
|--|---|--------|---|--------|--|--------|-----------------------------------|--------|--------------------------------------|--------|
| | Use | Need | Use | Need | Use | Need | Use | Need | Use | Need |
| | %Yes | %Yes | %Yes | %Yes | %Yes | %Yes | %Yes | %Yes | %Yes | %Yes |
| Soup kitchen or food pantry | 69.57% | 17.52% | 66.45% | 23.53% | 76.47% | 11.90% | 72.09% | 13.67% | 62.80% | 11.33% |
| Clothes closet | 47.83% | 28.57% | 51.97% | 16.79% | 52.94% | 5.88% | 53.49% | 14.29% | 46.95% | 11.33% |
| ID assistance | 34.78% | 23.81% | 35.53% | 13.14% | 52.94% | 23.53% | 32.56% | 9.52% | 34.15% | 11.33% |
| Job readiness, job search, or employment assistance | 21.74% | 23.81% | 21.71% | 12.41% | 29.41% | 23.53% | 41.86% | 11.90% | 28.35% | 12.67% |
| Transportation assistance | 52.17% | 52.38% | 28.95% | 21.90% | 29.41% | 11.76% | 20.93% | 26.19% | 23.78% | 20.33% |
| Day center with telephones, mailroom, or restrooms | 34.78% | 4.76% | 26.32% | 7.30% | 29.41% | 5.88% | 39.53% | 0.00% | 19.82% | 6.00% |
| Case management or counseling | 56.52% | 19.05% | 36.18% | 11.68% | 23.53% | 17.65% | 23.26% | 4.76% | 20.73% | 7.00% |
| Legal services | 39.13% | 42.86% | 13.82% | 15.33% | 17.65% | 11.76% | 18.60% | 9.52% | 12.20% | 8.67% |
| Medical services | 52.17% | 28.57% | 36.18% | 11.68% | 11.76% | 5.88% | 34.88% | 9.52% | 21.65% | 9.00% |
| Mental health services | 47.83% | 23.81% | 35.53% | 13.14% | 11.76% | 0.00% | 11.63% | 4.76% | 12.50% | 3.33% |
| Transitional housing (including recovery programs) | 34.78% | 19.05% | 32.24% | 15.33% | 17.65% | 23.53% | 20.93% | 7.14% | 16.16% | 9.33% |
| Emergency shelter or temporary housing | 52.17% | 14.29% | 34.21% | 6.57% | 47.06% | 5.88% | 46.51% | 7.14% | 39.33% | 9.33% |

| | Class 1: Disability/Physical Health (n = 23) | | Class 2: Alcohol/Drug/ Mental Health (n = 155) | | Class 3: Major Life Changes (n = 17) | | Class 4: Financial (n = 43) | | Class 5: Job Related (n = 339) | |
|--|---|--------|---|--------|--|--------|-----------------------------------|--------|--------------------------------------|--------|
| | Use | Need | Use | Need | Use | Need | Use | Need | Use | Need |
| | %Yes | %Yes | %Yes | %Yes | %Yes | %Yes | %Yes | %Yes | %Yes | %Yes |
| Soup kitchen or food pantry | 69.57% | 17.52% | 66.45% | 23.53% | 76.47% | 11.90% | 72.09% | 13.67% | 62.80% | 11.33% |
| Clothes closet | 47.83% | 28.57% | 51.97% | 16.79% | 52.94% | 5.88% | 53.49% | 14.29% | 46.95% | 11.33% |
| ID assistance | 34.78% | 23.81% | 35.53% | 13.14% | 52.94% | 23.53% | 32.56% | 9.52% | 34.15% | 11.33% |
| Job readiness, job search, or employment assistance | 21.74% | 23.81% | 21.71% | 12.41% | 29.41% | 23.53% | 41.86% | 11.90% | 28.35% | 12.67% |
| Transportation assistance | 52.17% | 52.38% | 28.95% | 21.90% | 29.41% | 11.76% | 20.93% | 26.19% | 23.78% | 20.33% |
| Day center with telephones, mailroom, or restrooms | 34.78% | 4.76% | 26.32% | 7.30% | 29.41% | 5.88% | 39.53% | 0.00% | 19.82% | 6.00% |
| Case management or counseling | 56.52% | 19.05% | 36.18% | 11.68% | 23.53% | 17.65% | 23.26% | 4.76% | 20.73% | 7.00% |
| Legal services | 39.13% | 42.86% | 13.82% | 15.33% | 17.65% | 11.76% | 18.60% | 9.52% | 12.20% | 8.67% |
| Medical services | 52.17% | 28.57% | 36.18% | 11.68% | 11.76% | 5.88% | 34.88% | 9.52% | 21.65% | 9.00% |
| Mental health services | 47.83% | 23.81% | 35.53% | 13.14% | 11.76% | 0.00% | 11.63% | 4.76% | 12.50% | 3.33% |
| Transitional housing (including recovery programs) | 34.78% | 19.05% | 32.24% | 15.33% | 17.65% | 23.53% | 20.93% | 7.14% | 16.16% | 9.33% |
| Emergency shelter or temporary housing | 52.17% | 14.29% | 34.21% | 6.57% | 47.06% | 5.88% | 46.51% | 7.14% | 39.33% | 9.33% |

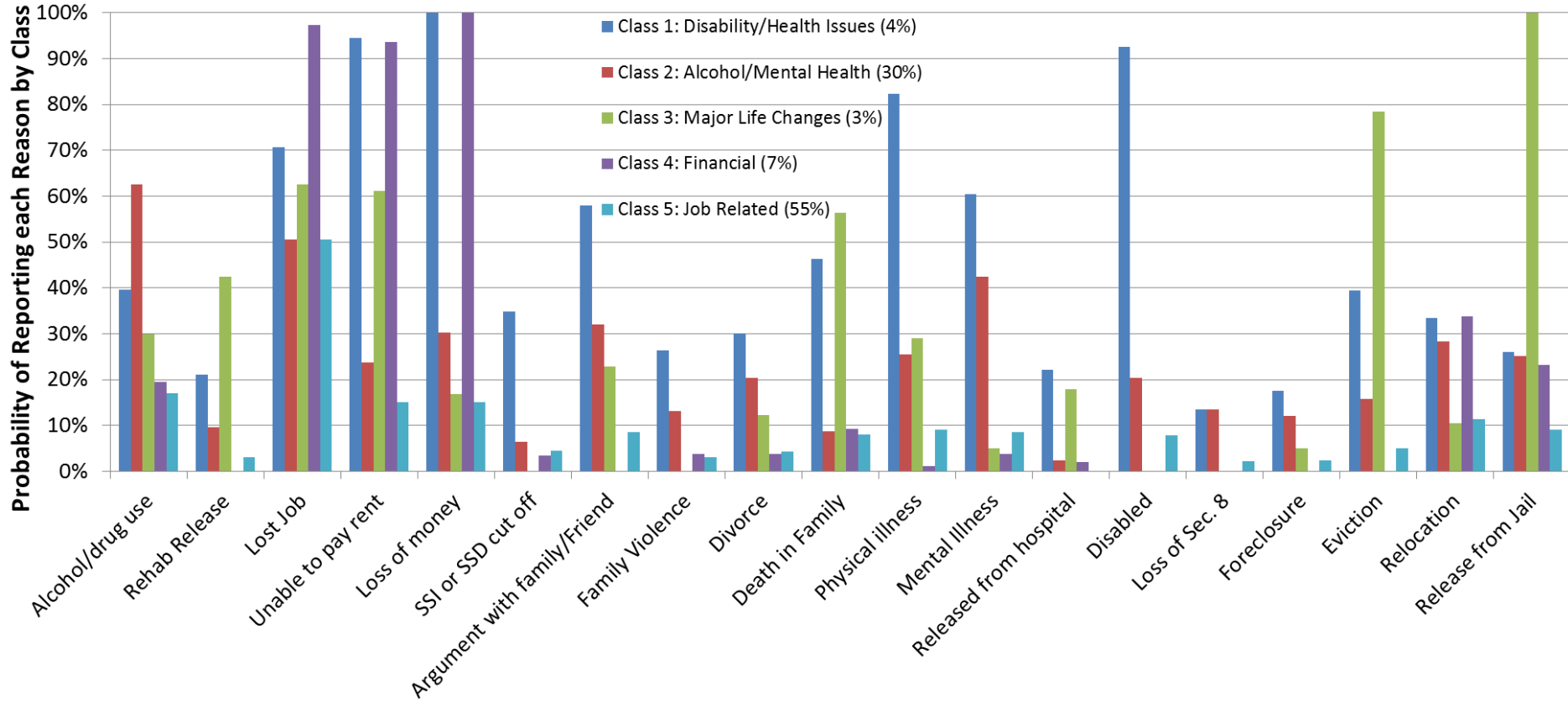
| | Class 1: Disability/Physical Health (n = 23) | | Class 2: Alcohol/Drug/ Mental Health (n = 155) | | Class 3: Major Life Changes (n = 17) | | Class 4: Financial (n = 43) | | Class 5: Job Related (n = 339) | |
|--|---|--------|---|--------|--|--------|-----------------------------------|--------|--------------------------------------|--------|
| | Use | Need | Use | Need | Use | Need | Use | Need | Use | Need |
| | %Yes | %Yes | %Yes | %Yes | %Yes | %Yes | %Yes | %Yes | %Yes | %Yes |
| Soup kitchen or food pantry | 69.57% | 17.52% | 66.45% | 23.53% | 76.47% | 11.90% | 72.09% | 13.67% | 62.80% | 11.33% |
| Clothes closet | 47.83% | 28.57% | 51.97% | 16.79% | 52.94% | 5.88% | 53.49% | 14.29% | 46.95% | 11.33% |
| ID assistance | 34.78% | 23.81% | 35.53% | 13.14% | 52.94% | 23.53% | 32.56% | 9.52% | 34.15% | 11.33% |
| Job readiness, job search, or employment assistance | 21.74% | 23.81% | 21.71% | 12.41% | 29.41% | 23.53% | 41.86% | 11.90% | 28.35% | 12.67% |
| Transportation assistance | 52.17% | 52.38% | 28.95% | 21.90% | 29.41% | 11.76% | 20.93% | 26.19% | 23.78% | 20.33% |
| Day center with telephones, mailroom, or restrooms | 34.78% | 4.76% | 26.32% | 7.30% | 29.41% | 5.88% | 39.53% | 0.00% | 19.82% | 6.00% |
| Case management or counseling | 56.52% | 19.05% | 36.18% | 11.68% | 23.53% | 17.65% | 23.26% | 4.76% | 20.73% | 7.00% |
| Legal services | 39.13% | 42.86% | 13.82% | 15.33% | 17.65% | 11.76% | 18.60% | 9.52% | 12.20% | 8.67% |
| Medical services | 52.17% | 28.57% | 36.18% | 11.68% | 11.76% | 5.88% | 34.88% | 9.52% | 21.65% | 9.00% |
| Mental health services | 47.83% | 23.81% | 35.53% | 13.14% | 11.76% | 0.00% | 11.63% | 4.76% | 12.50% | 3.33% |
| Transitional housing (including recovery programs) | 34.78% | 19.05% | 32.24% | 15.33% | 17.65% | 23.53% | 20.93% | 7.14% | 16.16% | 9.33% |
| Emergency shelter or temporary housing | 52.17% | 14.29% | 34.21% | 6.57% | 47.06% | 5.88% | 46.51% | 7.14% | 39.33% | 9.33% |

| | Class 1: Disability/Physical Health (n = 23) | | Class 2: Alcohol/Drug/ Mental Health (n = 155) | | Class 3: Major Life Changes (n = 17) | | Class 4: Financial (n = 43) | | Class 5: Job Related (n = 339) | |
|--|---|--------|---|--------|--|--------|-----------------------------------|--------|--------------------------------------|--------|
| | Use | Need | Use | Need | Use | Need | Use | Need | Use | Need |
| | %Yes | %Yes | %Yes | %Yes | %Yes | %Yes | %Yes | %Yes | %Yes | %Yes |
| Soup kitchen or food pantry | 69.57% | 17.52% | 66.45% | 23.53% | 76.47% | 11.90% | 72.09% | 13.67% | 62.80% | 11.33% |
| Clothes closet | 47.83% | 28.57% | 51.97% | 16.79% | 52.94% | 5.88% | 53.49% | 14.29% | 46.95% | 11.33% |
| ID assistance | 34.78% | 23.81% | 35.53% | 13.14% | 52.94% | 23.53% | 32.56% | 9.52% | 34.15% | 11.33% |
| Job readiness, job search, or employment assistance | 21.74% | 23.81% | 21.71% | 12.41% | 29.41% | 23.53% | 41.86% | 11.90% | 28.35% | 12.67% |
| Transportation assistance | 52.17% | 52.38% | 28.95% | 21.90% | 29.41% | 11.76% | 20.93% | 26.19% | 23.78% | 20.33% |
| Day center with telephones, mailroom, or restrooms | 34.78% | 4.76% | 26.32% | 7.30% | 29.41% | 5.88% | 39.53% | 0.00% | 19.82% | 6.00% |
| Case management or counseling | 56.52% | 19.05% | 36.18% | 11.68% | 23.53% | 17.65% | 23.26% | 4.76% | 20.73% | 7.00% |
| Legal services | 39.13% | 42.86% | 13.82% | 15.33% | 17.65% | 11.76% | 18.60% | 9.52% | 12.20% | 8.67% |
| Medical services | 52.17% | 28.57% | 36.18% | 11.68% | 11.76% | 5.88% | 34.88% | 9.52% | 21.65% | 9.00% |
| Mental health services | 47.83% | 23.81% | 35.53% | 13.14% | 11.76% | 0.00% | 11.63% | 4.76% | 12.50% | 3.33% |
| Transitional housing (including recovery programs) | 34.78% | 19.05% | 32.24% | 15.33% | 17.65% | 23.53% | 20.93% | 7.14% | 16.16% | 9.33% |
| Emergency shelter or temporary housing | 52.17% | 14.29% | 34.21% | 6.57% | 47.06% | 5.88% | 46.51% | 7.14% | 39.33% | 9.33% |

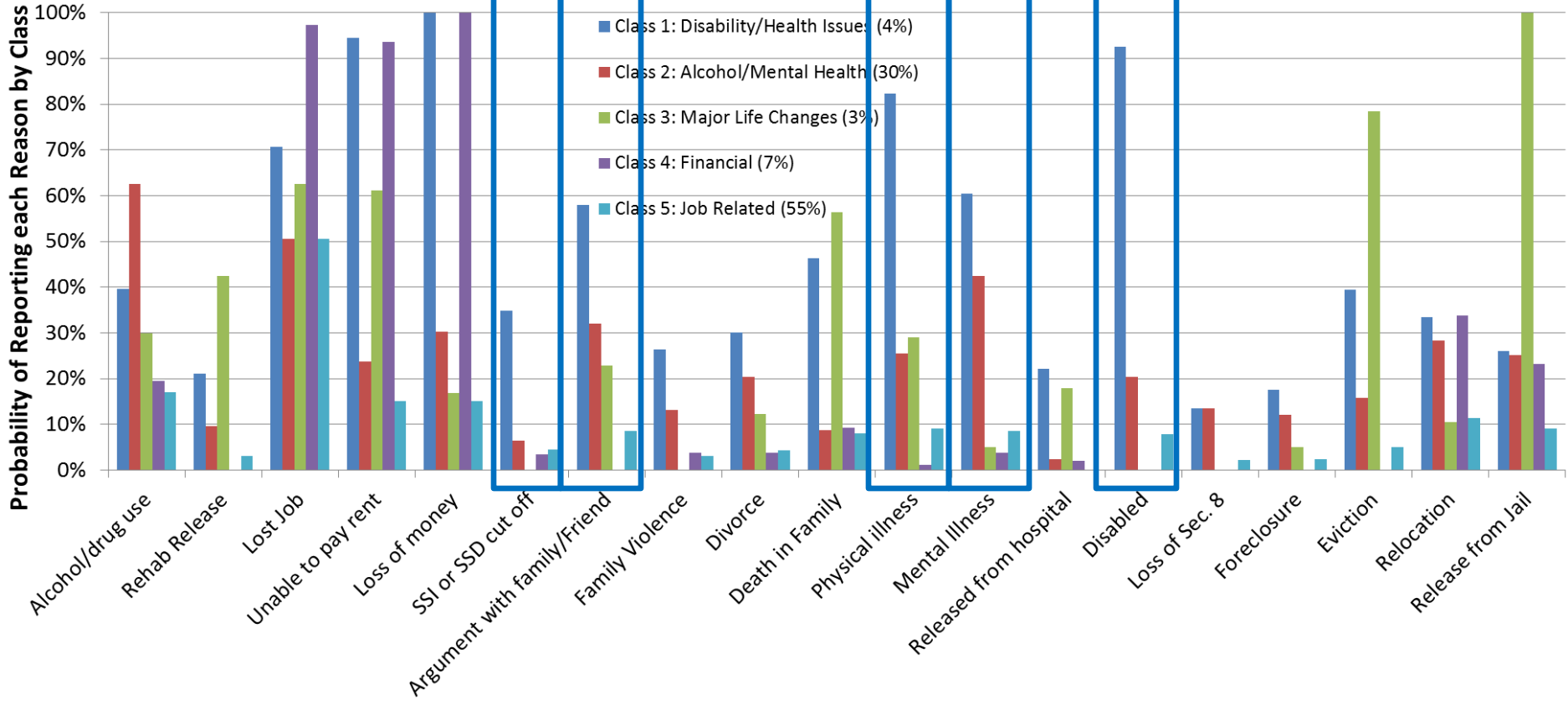
| | Class 1: Disability/Physical Health (n = 23) | | Class 2: Alcohol/Drug/ Mental Health (n = 155) | | Class 3: Major Life Changes (n = 17) | | Class 4: Financial (n = 43) | | Class 5: Job Related (n = 339) | |
|--|---|--------|---|--------|--|--------|-----------------------------------|--------|--------------------------------------|--------|
| | Use | Need | Use | Need | Use | Need | Use | Need | Use | Need |
| | %Yes | %Yes | %Yes | %Yes | %Yes | %Yes | %Yes | %Yes | %Yes | %Yes |
| Soup kitchen or food pantry | 69.57% | 17.52% | 66.45% | 23.53% | 76.47% | 11.90% | 72.09% | 13.67% | 62.80% | 11.33% |
| Clothes closet | 47.83% | 28.57% | 51.97% | 16.79% | 52.94% | 5.88% | 53.49% | 14.29% | 46.95% | 11.33% |
| ID assistance | 34.78% | 23.81% | 35.53% | 13.14% | 52.94% | 23.53% | 32.56% | 9.52% | 34.15% | 11.33% |
| Job readiness, job search, or employment assistance | 21.74% | 23.81% | 21.71% | 12.41% | 29.41% | 23.53% | 41.86% | 11.90% | 28.35% | 12.67% |
| Transportation assistance | 52.17% | 52.38% | 28.95% | 21.90% | 29.41% | 11.76% | 20.93% | 26.19% | 23.78% | 20.33% |
| Day center with telephones, mailroom, or restrooms | 34.78% | 4.76% | 26.32% | 7.30% | 29.41% | 5.88% | 39.53% | 0.00% | 19.82% | 6.00% |
| Case management or counseling | 56.52% | 19.05% | 36.18% | 11.68% | 23.53% | 17.65% | 23.26% | 4.76% | 20.73% | 7.00% |
| Legal services | 39.13% | 42.86% | 13.82% | 15.33% | 17.65% | 11.76% | 18.60% | 9.52% | 12.20% | 8.67% |
| Medical services | 52.17% | 28.57% | 36.18% | 11.68% | 11.76% | 5.88% | 34.88% | 9.52% | 21.65% | 9.00% |
| Mental health services | 47.83% | 23.81% | 35.53% | 13.14% | 11.76% | 0.00% | 11.63% | 4.76% | 12.50% | 3.33% |
| Transitional housing (including recovery programs) | 34.78% | 19.05% | 32.24% | 15.33% | 17.65% | 23.53% | 20.93% | 7.14% | 16.16% | 9.33% |
| Emergency shelter or temporary housing | 52.17% | 14.29% | 34.21% | 6.57% | 47.06% | 5.88% | 46.51% | 7.14% | 39.33% | 9.33% |

How It Can Be Used?

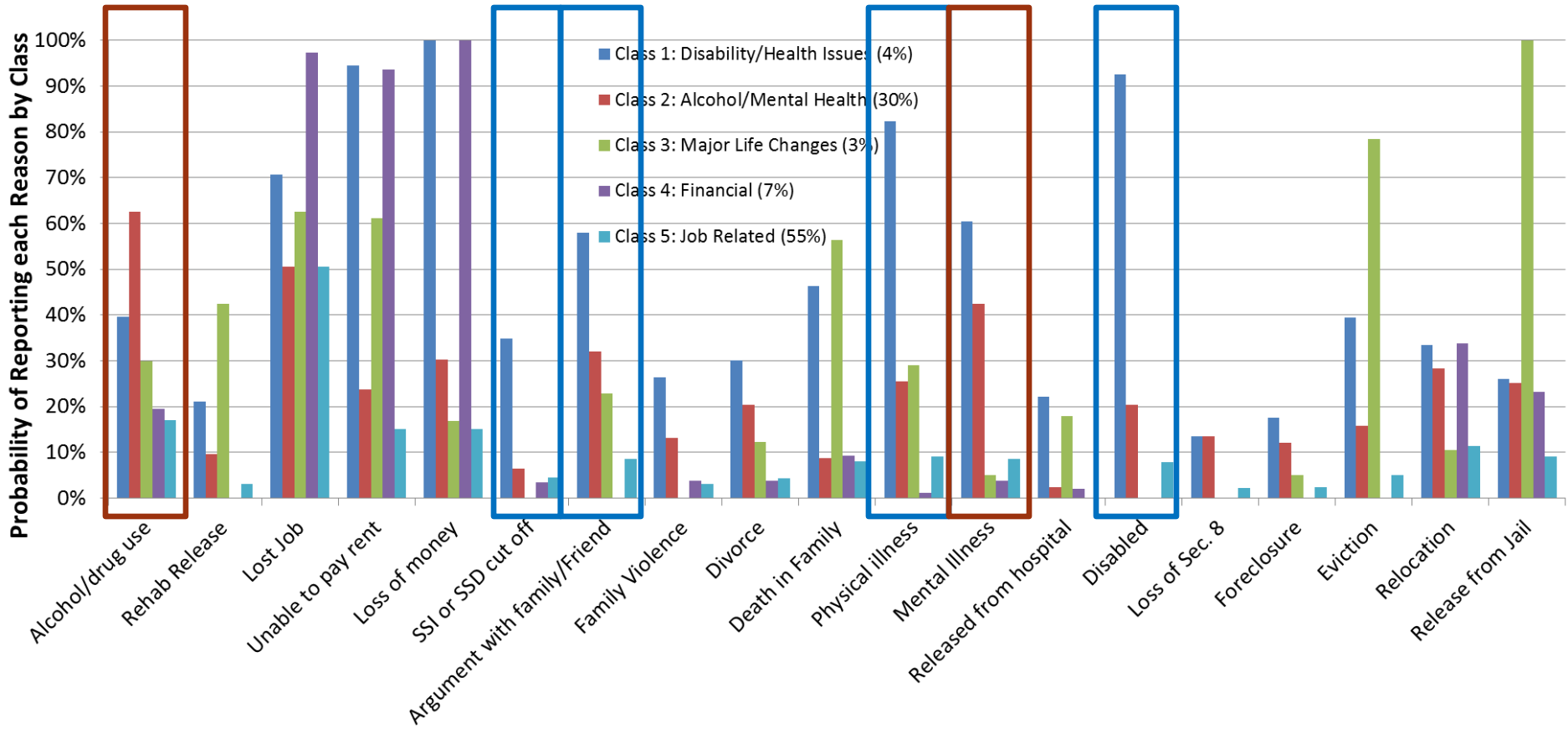
What Seems to Matter



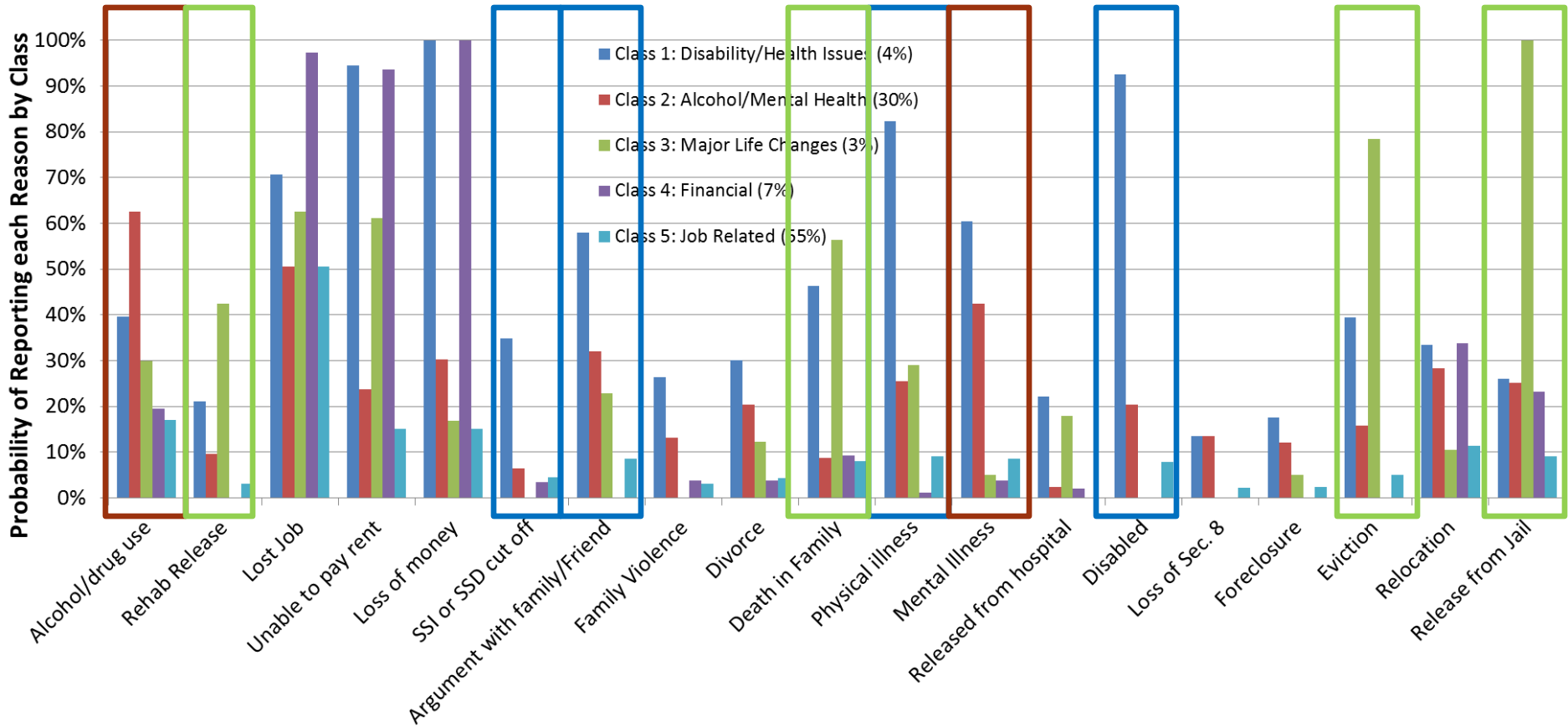
What Seems to Matter: Class 1



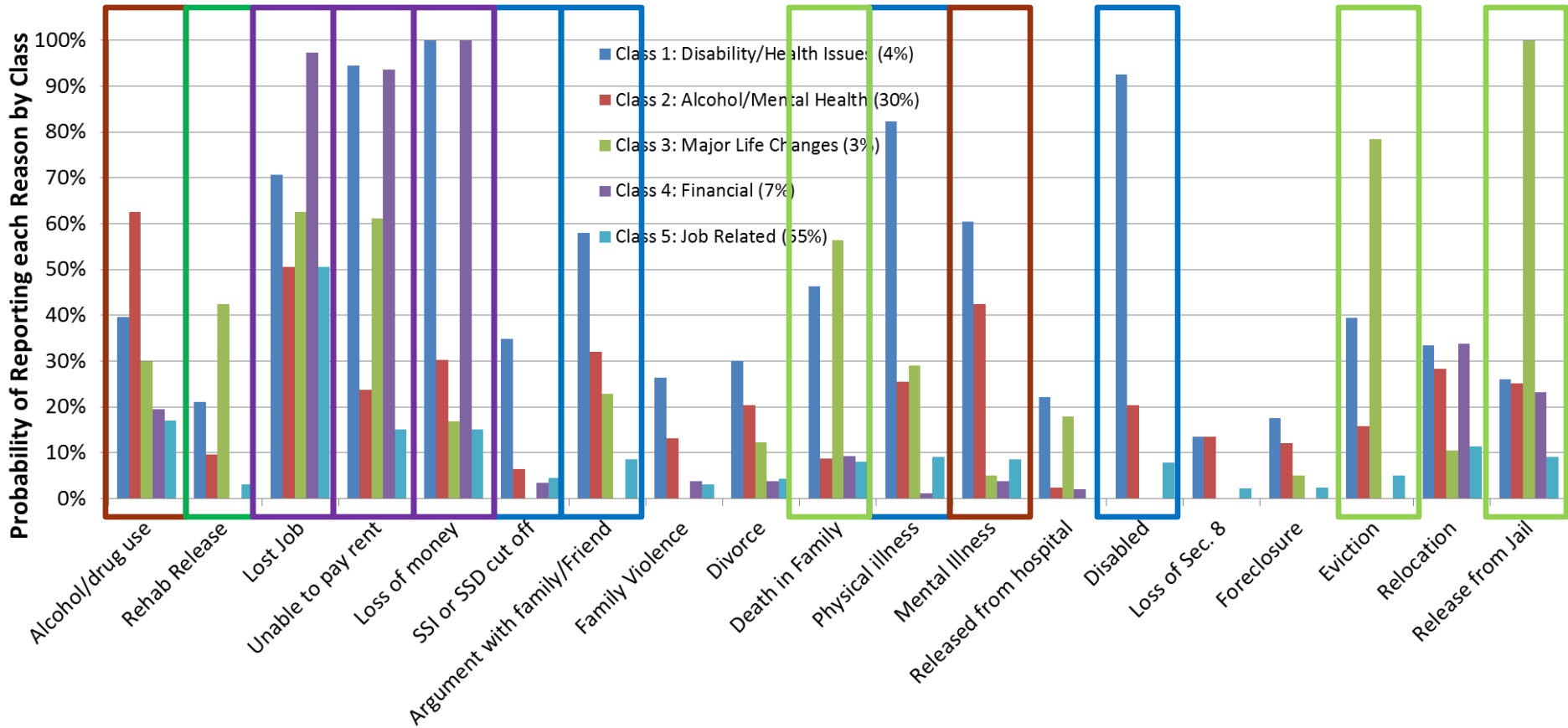
What Seems to Matter: Class 2



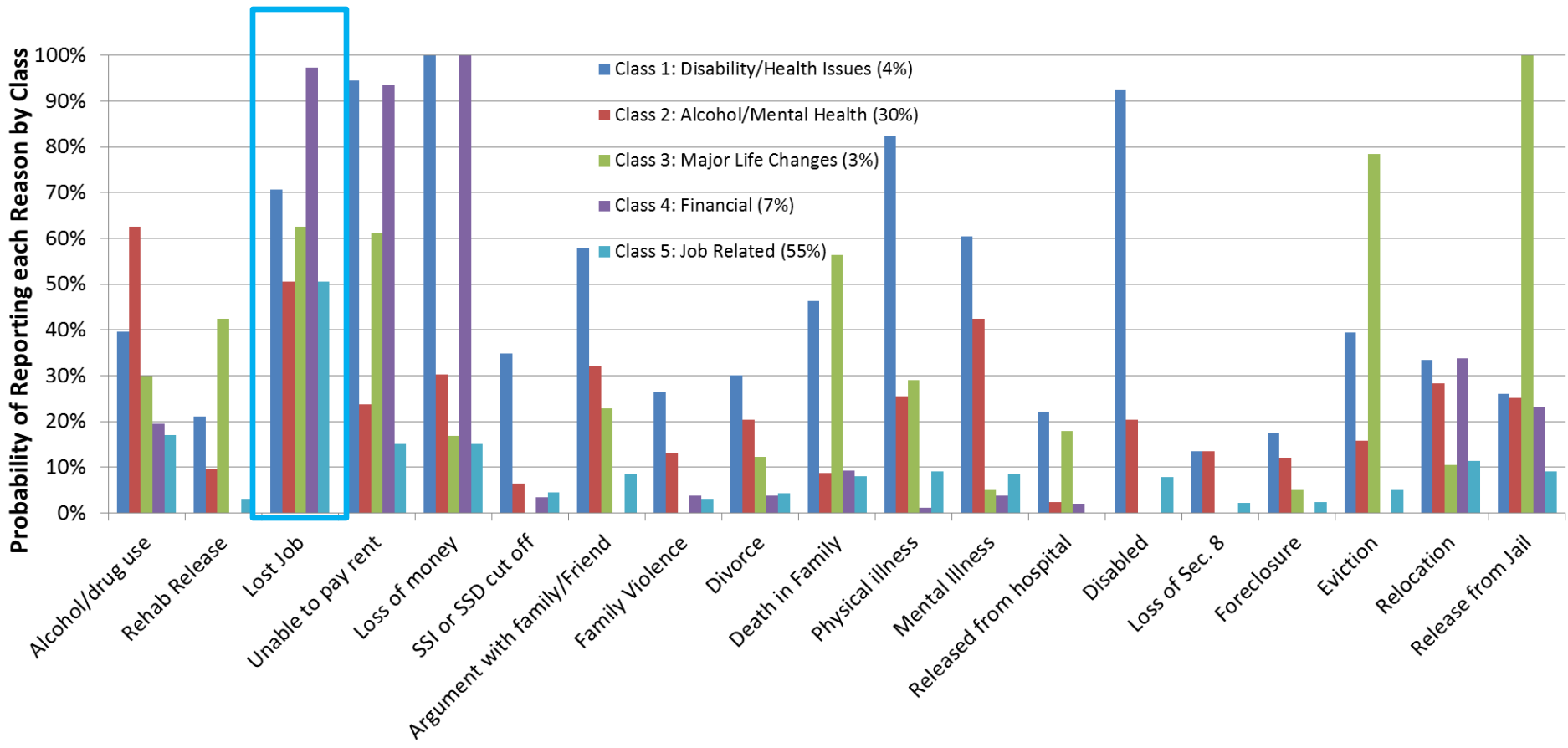
What Seems to Matter: Class 3



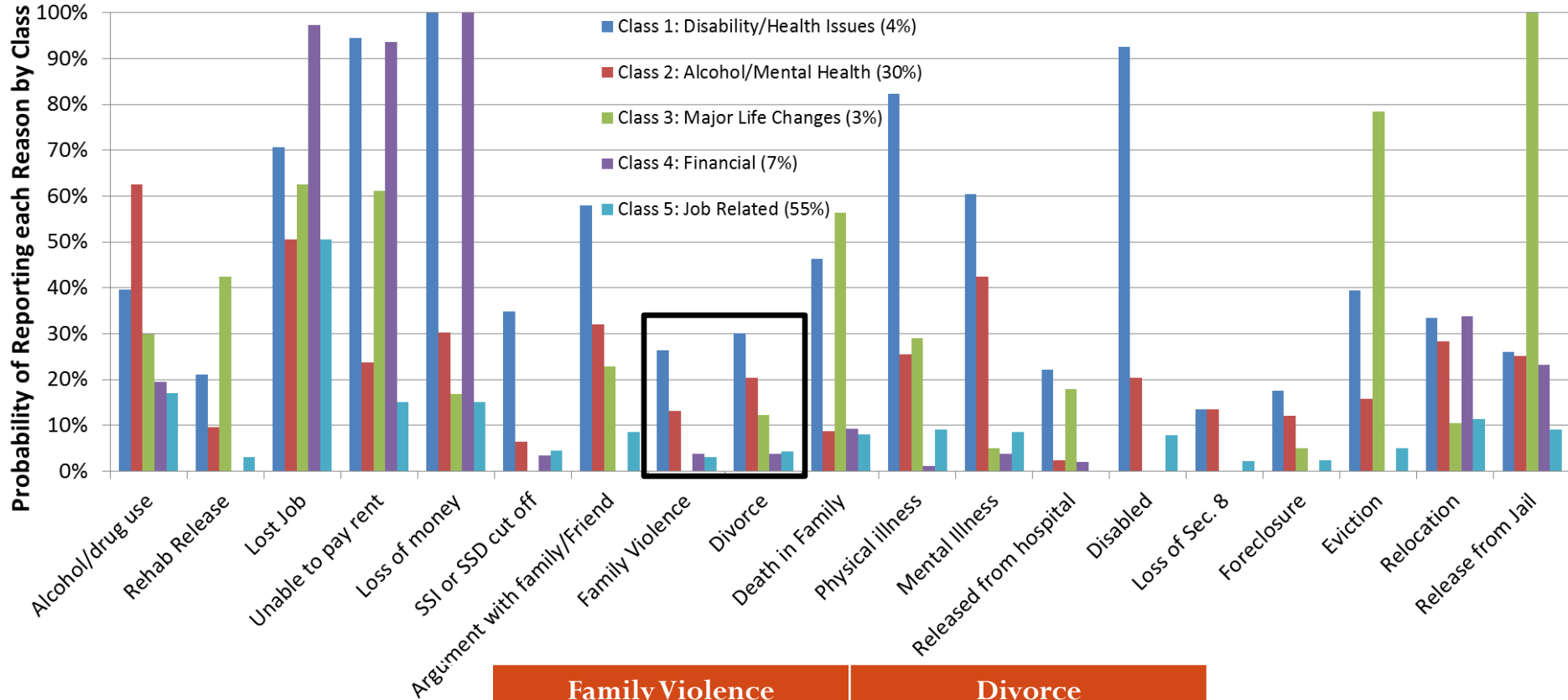
What Seems to Matter: Class 4



What Seems to Matter: Class 5

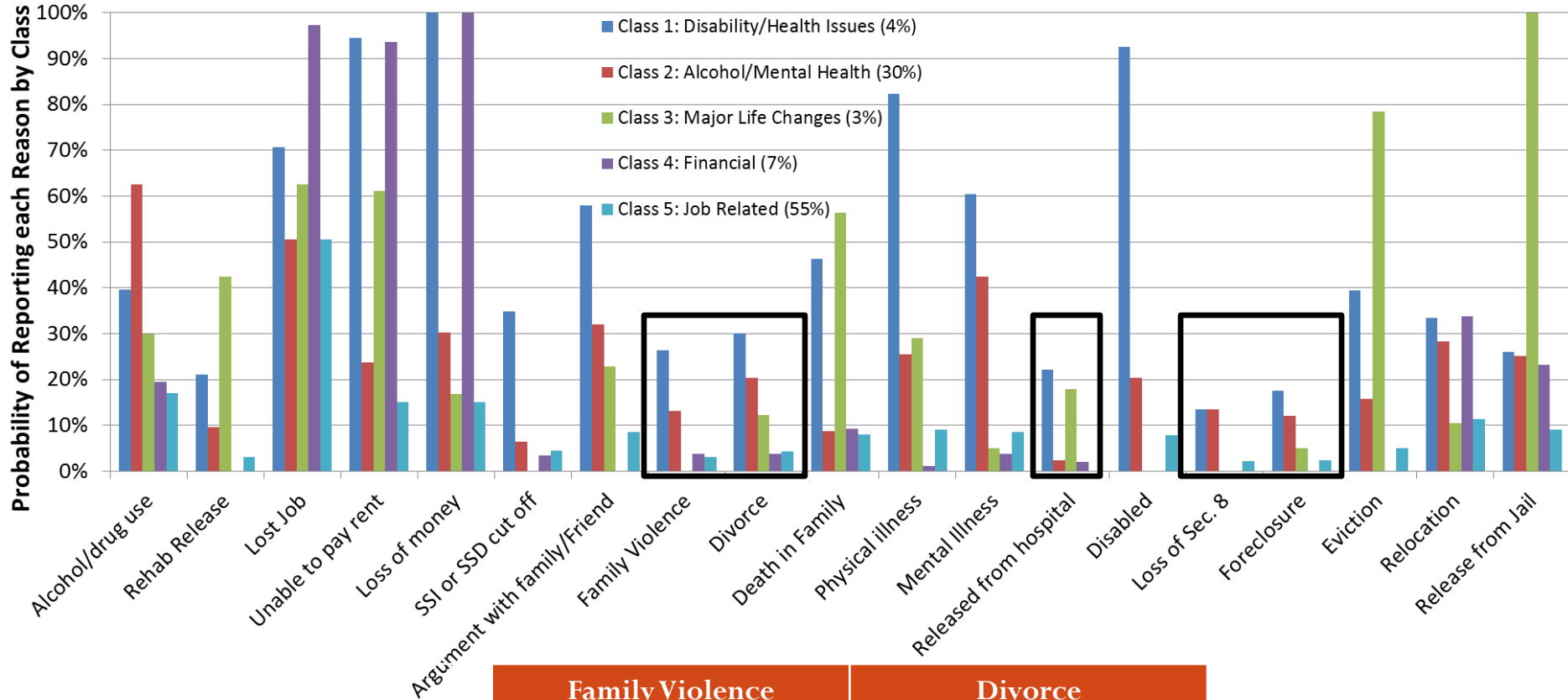


Less Common Responses



| | Family Violence | | Divorce | |
|-------|-----------------|-----|---------|-----|
| | Yes | No | Yes | No |
| Men | 6% | 94% | 11% | 89% |
| Women | 13% | 87% | 10% | 90% |

Less Common Responses



| | Family Violence | | Divorce | |
|-------|-----------------|-----|---------|-----|
| | Yes | No | Yes | No |
| Men | 6% | 94% | 11% | 89% |
| Women | 13% | 87% | 10% | 90% |

Potential Application

Substance abuse (SA):

- Alcohol or drug use
- Completed, was terminated, or voluntarily left treatment program

Economic factors:

- Lost job (unemployment)
- Unable to pay rent or mortgage
- Loss of money, lack of funds
- SSI or SSD cut off or benefits canceled
- Other economic (Describe): _____

Family factors:

- Argument with family or friends
- Family violence
- Divorce
- Death in family
- Other family issues (Describe): _____

Health factors:

- Illness or medical problem
- Mental illness
- Released from hospital
- Disabled
- Other health issues (Describe): _____

Housing factors:

- Housing loss due to loss of public housing unit or Section 8 housing
- Housing loss due to foreclosure (homeowner)
- Housing loss due to eviction from foreclosed rental property
- Housing loss due to other non-economic reasons (house fire, evicted for lease violations, etc.)
- Other housing issues (Describe): _____

Other factors:

- Relocation, transition or from out of town
- Released from jail or prison
- Other issues (Describe): _____
- Don't know / no answer

Class 1: Disability/Health Issues

Substance abuse (SA):

- Alcohol or drug use
- Completed, was terminated, or voluntarily left treatment program

Economic factors:

- Lost job (unemployment)
- Unable to pay rent or mortgage
- Loss of money, lack of funds
- SSI or SSD cut off or benefits canceled
- Other economic (Describe): _____

Family factors:

- Argument with family or friends
- Family violence
- Divorce
- Death in family
- Other family issues (Describe): _____

Health factors:

- Illness or medical problem
- Mental illness
- Released from hospital
- Disabled
- Other health issues (Describe): _____

Housing factors:

- Housing loss due to loss of public housing unit or Section 8 housing
- Housing loss due to foreclosure (homeowner)
- Housing loss due to eviction from foreclosed rental property
- Housing loss due to other non-economic reasons (house fire, evicted for lease violations, etc.)
- Other housing issues (Describe): _____

Other factors:

- Relocation, transition or from out of town
- Released from jail or prison
- Other issues (Describe): _____
- Don't know / no answer

Class 1: Disability/Health Issues

Substance abuse (SA):

- Alcohol or drug use
- Completed, was terminated, or voluntarily left treatment program

Economic factors:

- Lost job (unemployment)
- Unable to pay rent or mortgage
- Loss of money, lack of funds
- SSI or SSD cut off or benefits canceled
- Other economic (Describe): _____

Family factors:

- Argument with family or friends
- Family violence
- Divorce
- Death in family
- Other family issues (Describe): _____

Health factors:

- Illness or medical problem
- Mental illness
- Released from hospital
- Disabled
- Other health issues (Describe): _____

Housing factors:

- Housing loss due to loss of public housing unit or Section 8 housing

Use: All basic needs; Transportation; Case management; Legal Services;
Healthcare services

Need: Clothing; Job assistance; Transportation; Legal Services; Healthcare
Services

Class 2: Alcohol/Drug/Mental Health

Substance abuse (SA):

- Alcohol or drug use
- Completed, was terminated, or voluntarily left treatment program

Economic factors:

- Lost job (unemployment)
- Unable to pay rent or mortgage
- Loss of money, lack of funds
- SSI or SSD cut off or benefits canceled
- Other economic (Describe): _____

Family factors:

- Argument with family or friends
- Family violence
- Divorce
- Death in family
- Other family issues (Describe): _____

Health factors:

- Illness or medical problem
- Mental illness
- Released from hospital
- Disabled
- Other health issues (Describe): _____

Housing factors:

- Housing loss due to loss of public housing unit or Section 8 housing
- Housing loss due to foreclosure (homeowner)
- Housing loss due to eviction from foreclosed rental property
- Housing loss due to other non-economic reasons (house fire, evicted for lease violations, etc.)
- Other housing issues (Describe): _____

Other factors:

- Relocation, transition or from out of town
- Released from jail or prison
- Other issues (Describe): _____
- Don't know / no answer

Class 2: Alcohol/Drug/Mental Health

Substance abuse (SA):

- Alcohol or drug use
- Completed, was terminated, or voluntarily left treatment program

Economic factors:

- Lost job (unemployment)
- Unable to pay rent or mortgage
- Loss of money, lack of funds
- SSI or SSD cut off or benefits canceled
- Other economic (Describe): _____

Family factors:

- Argument with family or friends
- Family violence
- Divorce
- Death in family
- Other family issues (Describe): _____

Health factors:

- Illness or medical problem
- Mental illness
- Released from hospital
- Disabled
- Other health issues (Describe): _____

Housing factors:

- Housing loss due to loss of public housing unit or Section 8 housing
- Housing loss due to foreclosure (homeowner)
- Housing loss due to eviction from foreclosed rental property
- Housing loss due to other non-economic reasons (house fire, evicted for lease violations, etc.)
- Other housing issues (Describe): _____

Use: All basic needs; Transportation; Case management, Healthcare services

Need: Soup kitchen/food pantry, Transportation

Class 3: Major Life Changes

Substance abuse (SA):

- Alcohol or drug use
- Completed, was terminated, or voluntarily left treatment program

Economic factors:

- Lost job (unemployment)
- Unable to pay rent or mortgage
- Loss of money, lack of funds
- SSI or SSD cut off or benefits canceled
- Other economic (Describe): _____

Family factors:

- Argument with family or friends
- Family violence
- Divorce
- Death in family
- Other family issues (Describe): _____

Health factors:

- Illness or medical problem
- Mental illness
- Released from hospital
- Disabled
- Other health issues (Describe): _____

Housing factors:

- Housing loss due to loss of public housing unit or Section 8 housing
- Housing loss due to foreclosure (homeowner)
- Housing loss due to eviction from foreclosed rental property
- Housing loss due to other non-economic reasons (house fire, evicted for lease violations, etc.)
- Other housing issues (Describe): _____

Other factors:

- Relocation, transition or from out of town
- Released from jail or prison
- Other issues (Describe): _____
- Don't know / no answer

Class 3: Major Life Changes

Substance abuse (SA):

- Alcohol or drug use
- Completed, was terminated, or voluntarily left treatment program

Economic factors:

- Lost job (unemployment)
- Unable to pay rent or mortgage
- Loss of money, lack of funds
- SSI or SSD cut off or benefits canceled
- Other economic (Describe): _____

Family factors:

- Argument with family or friends
- Family violence
- Divorce
- Death in family
- Other family issues (Describe): _____

Health factors:

- _____

Use: All basic needs; Job assistance; ID Assistance
Need: Job assistance; Transitional housing; ID Assistance

- Housing loss due to foreclosure (homeowner)
- Housing loss due to eviction from foreclosed rental property
- Housing loss due to other non-economic reasons (house fire, evicted for lease violations, etc.)
- Other housing issues (Describe): _____

Other factors:

- Relocation, transition or from out of town
- Released from jail or prison
- Other issues (Describe): _____
- Don't know / no answer

Class 4: Financial

Substance abuse (SA):

- Alcohol or drug use
- Completed, was terminated, or voluntarily left treatment program

Economic factors:

- Lost job (unemployment)
- Unable to pay rent or mortgage
- Loss of money, lack of funds
- SSI or SSD cut off or benefits canceled
- Other economic (Describe): _____

Family factors:

- Argument with family or friends
- Family violence
- Divorce
- Death in family
- Other family issues (Describe): _____

Health factors:

- Illness or medical problem
- Mental illness
- Released from hospital
- Disabled
- Other health issues (Describe): _____

Housing factors:

- Housing loss due to loss of public housing unit or Section 8 housing
- Housing loss due to foreclosure (homeowner)
- Housing loss due to eviction from foreclosed rental property
- Housing loss due to other non-economic reasons (house fire, evicted for lease violations, etc.)
- Other housing issues (Describe): _____

Other factors:

- Relocation, transition or from out of town
- Released from jail or prison
- Other issues (Describe): _____
- Don't know / no answer

Class 4: Financial

Substance abuse (SA):

- Alcohol or drug use
- Completed, was terminated, or voluntarily left treatment program

Economic factors:

- Lost job (unemployment)
- Unable to pay rent or mortgage
- Loss of money, lack of funds
- SSI or SSD cut off or benefits canceled
- Other economic (Describe): _____

Family factors:

- Argument with family or friends
- Family violence
- Divorce
- Death in family
- Other family issues (Describe): _____

Health factors:

- Illness or medical problem
- Mental illness
- Released from hospital
- Disabled
- Other health issues (Describe): _____

Housing factors:

- Housing loss due to loss of public housing unit or Section 8 housing
- Housing loss due to foreclosure (homeowner)
- Housing loss due to eviction from foreclosed rental property

Use: All basic needs; Job assistance; Day center with telephone/mail services

Need: Transportation assistance

Class 5: Job Related

Substance abuse (SA):

- Alcohol or drug use
- Completed, was terminated, or voluntarily left treatment program

Economic factors:

- Lost job (unemployment)
- Unable to pay rent or mortgage
- Loss of money, lack of funds
- SSI or SSD cut off or benefits canceled
- Other economic (Describe): _____

Family factors:

- Argument with family or friends
- Family violence
- Divorce
- Death in family
- Other family issues (Describe): _____

Health factors:

- Illness or medical problem
- Mental illness
- Released from hospital
- Disabled
- Other health issues (Describe): _____

Housing factors:

- Housing loss due to loss of public housing unit or Section 8 housing
- Housing loss due to foreclosure (homeowner)
- Housing loss due to eviction from foreclosed rental property
- Housing loss due to other non-economic reasons (house fire, evicted for lease violations, etc.)
- Other housing issues (Describe): _____

Other factors:

- Relocation, transition or from out of town
- Released from jail or prison
- Other issues (Describe): _____
- Don't know / no answer

Class 5: Job Related

Substance abuse (SA):

- Alcohol or drug use
- Completed, was terminated, or voluntarily left treatment program

Economic factors:

- Lost job (unemployment)
- Unable to pay rent or mortgage
- Loss of money, lack of funds
- SSI or SSD cut off or benefits canceled
- Other economic (Describe): _____

Family factors:

- Argument with family or friends
- Family violence
- Divorce
- Death in family
- Other family issues (Describe): _____

Health factors:

- Illness or medical problem
- Mental illness
- Released from hospital
- Disabled
- Other health issues (Describe): _____

Housing factors:

- Housing loss due to loss of public housing unit or Section 8 housing
- Housing loss due to foreclosure (homeowner)
- Housing loss due to eviction from foreclosed rental property

Use: All basic needs; ID assistance; Job assistance; Transportation

Need: Transportation assistance; Job assistance

Implementation

- Expanded Point-In-Time Count Survey
- Assess the data (e.g. Latent Class Analysis)
 - Identify groups by causes of homelessness
- Match the groups to service use and service needs
 - i.e., identify service gaps and needs
- Create checklist scoring for each group
- Integrate into outreach and initial service contacts

Summary

- Individuals report becoming homeless for distinctly different reasons.
- Classification of individuals based on these reasons identified differences in:
 - Current physical and mental health
 - Different patterns of services use
 - Different patterns of service needs

Conclusion

Components for Success:

- 1) Develop coordinated assessments
 - Determine class using checklist tool and scoring
- 2) Intervention tailored for each subpopulation group
 - Provide comprehensive services for each specific class

Questions and Discussion

Contact Information:

Josie Parker

404-704-2958

Josie.Parker@pcni.org

Jack Barile

808-956-6271

Barile@Hawaii.edu