



Bureau of Primary Health Care Update

2014 National Health Care
for the Homeless Conference
May 28, 2014

Jim Macrae
Associate Administrator
Bureau of Primary Health Care
Health Resources and Services Administration
U.S. Department of Health and Human Services

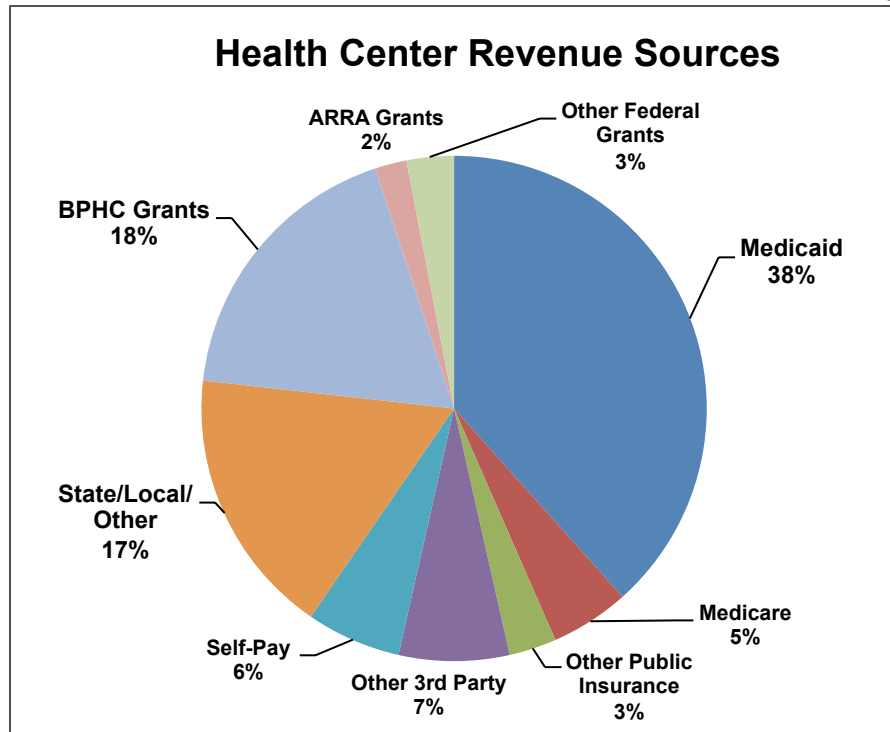


Health Center Program Overview- Calendar Year 2012

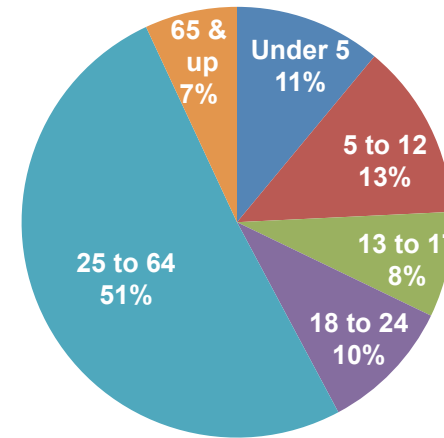


21.1 Million Patients

- **93% Below 200% Poverty**
- **36% Uninsured**
- **62% Racial/Ethnic Minorities**
- **1,121,037 Homeless Individuals**
- **903,089 Farmworkers**
- **219,220 Residents of Public Housing**



Health Centers Serve All Ages



- **1,198 Grantees with 8,900+ Service Sites**
- **83.8 Million Patient Visits**
- **Over 148,000 Staff**
 - ❖ **10,400 Physicians**
 - ❖ **7,500 NPs, PA, & CNMs**



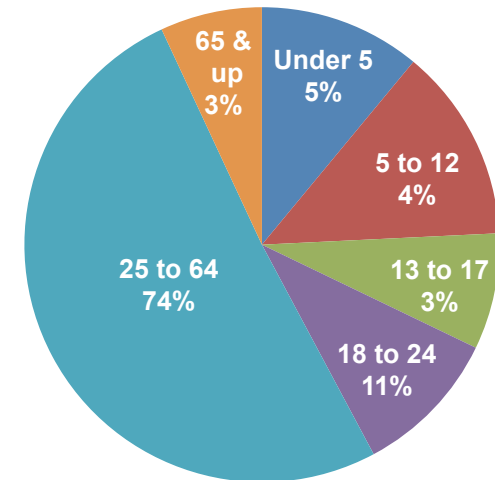
Overview - Calendar Year 2012

Nearly 837,000 Patients

- **97% Below 200% Poverty**
- **61% Uninsured**
- **63% Racial/Ethnic Minorities**
- **803,505 Homeless Individuals**
- **14,648 Agricultural Workers**
- **20,579 Veterans**

- **246 Grantees with 3,140+ Service Sites**
- **4.4 Million Patient Visits**
- **Over 41,795 Staff**
 - ❖ **4,086 Physicians**
 - ❖ **2,073 NPs, PA, & CNMs**

Health Centers Serve All Ages





FY 2014 Funding and Spend Plan



- Awarded: \$150 Million for 236 New Access Points
- Awarded: \$58 Million in 1,157 one-time Outreach and Enrollment Grants to Health Centers
- Announced: \$35 Million for PCMH Capital Awards
- Announced: \$50 Million for Mental Health Service Expansion - Behavioral Health Integration
- Coming Soon: \$110 Million in Base Adjustments
- Coming Soon: \$300 Million for Expanded Services



Health Center Quality Awards



PCMH Recognition Award

- Health centers recognized as PCMHs by July 1st are eligible
- Annual award added to base adjustment for health centers that maintain PCMH recognition

Quality Improvement Award

- Based on 2013 UDS submissions
- Four categories:
 - Top Reporters – reports on whole universe using EHR
 - Top Improvers – compared to self
 - High Performers – compared to peers using quartile rankings
 - Clinical Excellence – highest performers compared to national standards in key clinical areas



FY 2015 President's Budget



- \$4.6 billion, including \$3.6 billion from the Affordable Care Act Community Health Center Fund
- \$100 million to fund 150 New Health Center Sites to serve an additional 900,000 Patients
- \$860 million for one-time Quality Improvement and Capital Development awards
- Continuation of mandatory funding for health centers in FY2016, 2017, and 2018 at \$2.7 billion annually



Affordable Care Act: Health Center Achievements & Updates



- As of March 31, 2014, health centers trained nearly 14,500 outreach and enrollment workers nationwide
- Health centers educated or assisted more than 4.7 million on affordable insurance options
- Keep sharing best practices and experiences with HRSA to share with CMS.



Affordable Care Act: Health Center Achievements & Updates



In the last four years, ACA funding has:

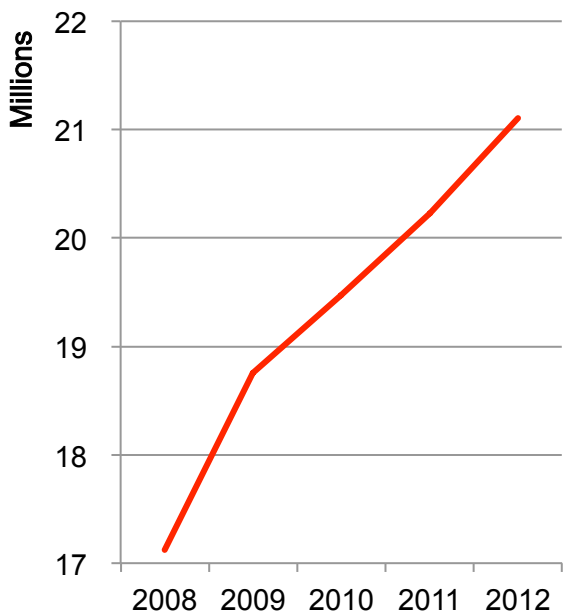
- Established more than 550 health center new access points
- Expanded service capacity at more than 1,100 health centers
- Supported more than 1,700 quality improvement grants; targeting the development of patient-centered medical homes
- Awarded more than 130 expanded HIV treatment & care grants
- Funded outreach and enrollment activities in nearly 1,160 health centers and 50+ Primary Care Associations
- Supported more than 40 Health Center Controlled Networks
- Supported construction of 266 new service delivery sites and renovation of more than 400 health centers nationwide



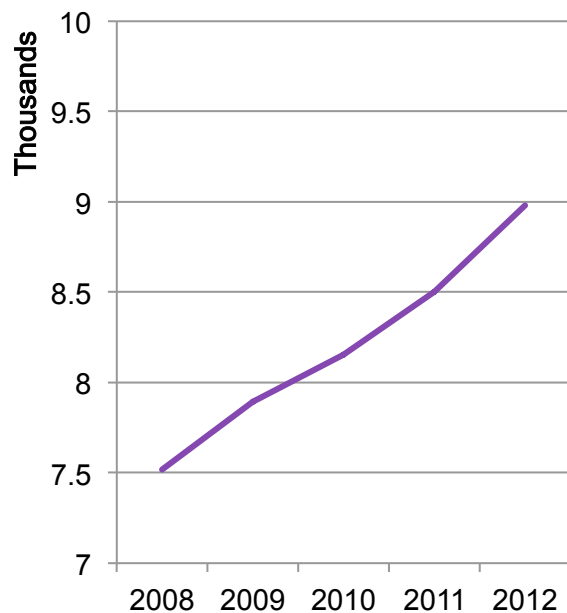
Health Center Program Growth: National Impact 2008 - 2012



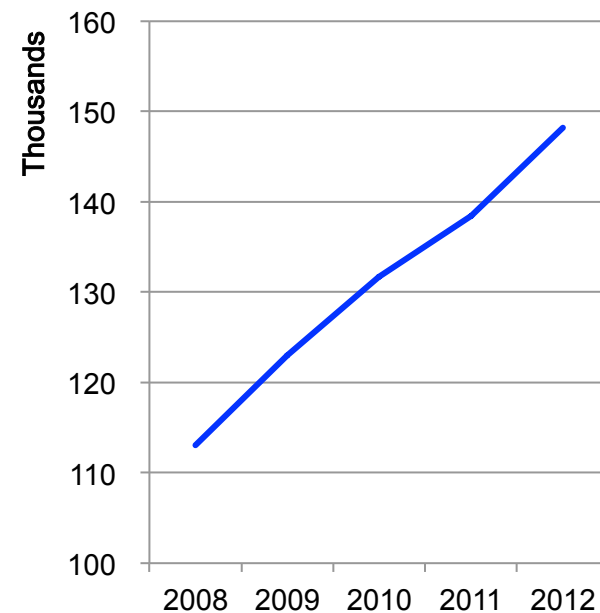
Patients



Sites



Jobs

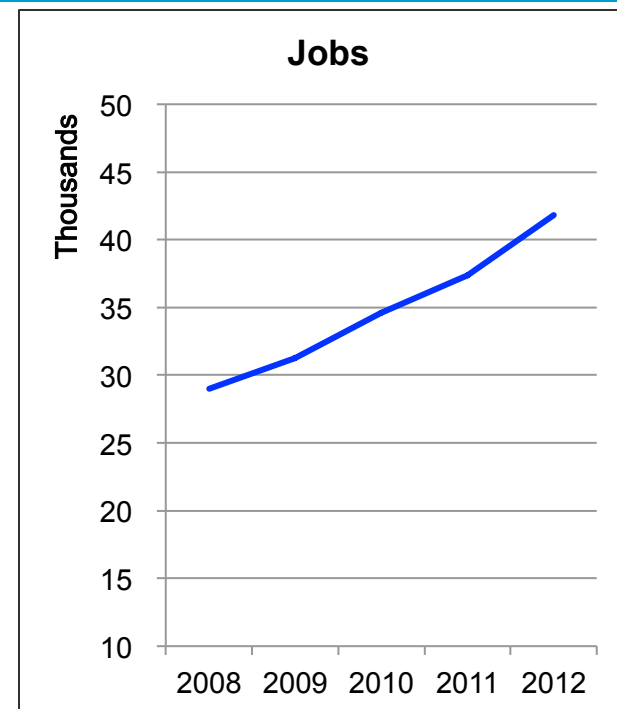
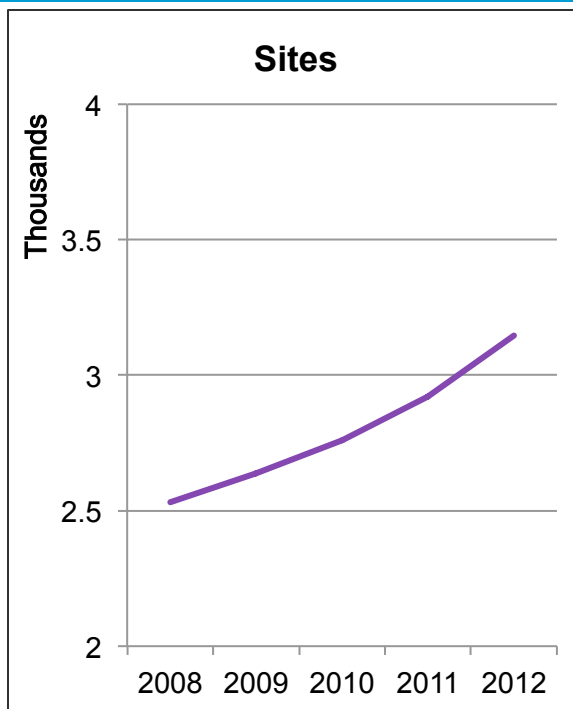
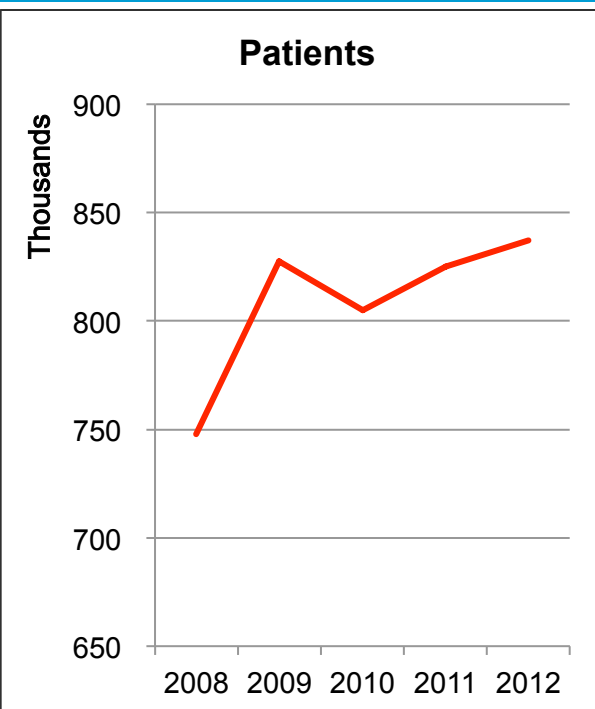


	2008	2009	2010	2011	2012	Growth from 2008-2012 (% Increase)
Patients	17,122,535	18,753,858	19,469,467	20,224,757	21,102,391	3,979,856 (23.2%)
Sites	7,518	7,892	8,156	8,501	8,979	1,461 (19.4%)
Jobs	113,059	123,012	131,660	138,403	148,245	35,186 (31.1%)

Source: Uniform Data System, 2008-2012 and HRSA Electronic Handbooks



Health Care for the Homeless Growth Impact 2008 - 2012



	2008	2009	2010	2011	2012	Growth from 2008-2012 (% Increase)
Patients	747,717	827,519	805,064	825,295	836,980	89,263 (12%)
Sites	2,531	2,639	2,761	2,921	3,146	615 (24%)
Jobs	28,995	31,233	34,571	37,400	41,795	12,800 (44%)

Source: Uniform Data System, 2008-2012 and HRSA Electronic Handbooks

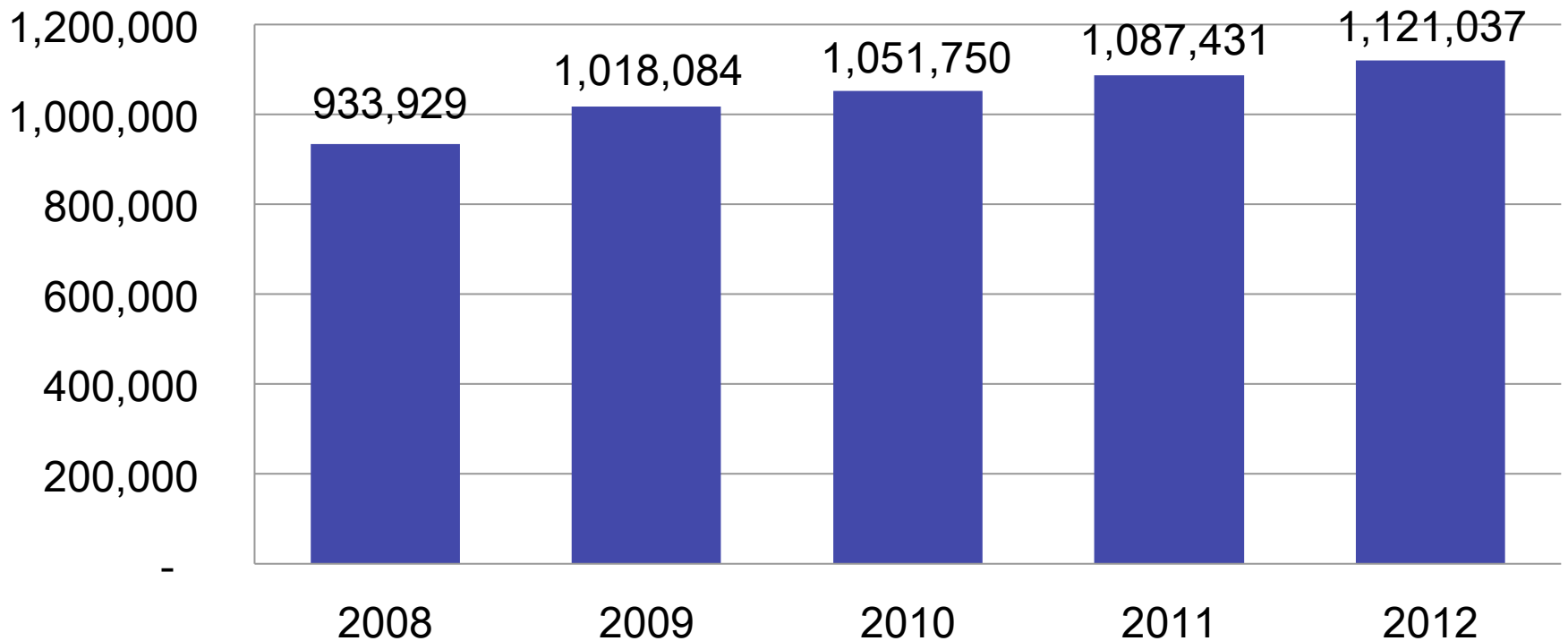


Homeless Patient Data Calendar Year 2008 - 2012



HRSA supported health centers serve more than One Million homeless individuals and their families annually

Homeless Patients Served by Health Centers



Source: Uniform Data System, 2012



Health Center Program Quality Strategy



Better Care • Healthy People & Communities • Affordable Care

Priorities & Goals

**INTEGRATED
HEALTH SYSTEM**



**INTEGRATED
SERVICES**



**COMPREHENSIVE
SERVICES**



ACCESS

1. Implementation of QA/QI Systems
Health Centers fully implement their QA/QI plans
2. Adoption and Meaningful Use of EHRs
Health Centers implement EHRs across all sites & providers
3. Patient Centered Medical Home Recognition
Health Centers receive PCMH recognition
4. Improving Clinical Outcomes
Health Centers meet/exceed HP2020 goals on at least one UDS clinical measure
5. Workforce/Team-Based Care
Health Centers are employers/providers of choice and support team-based care



Current Program Impact: Key National Indicators



% of Health Centers with EHR Implementation (2012)

- 79% have EHRs at all sites used by all providers
- 11% have EHRs at some sites used by some providers

% of Health Centers Achieving Patient-Centered Medical Home Recognition (as of March 2014)

- 73% of all health centers are participating in Patient-Centered Medical Health Home Initiatives (PCMHHI) and 44% have achieved Patient-Centered Medical Home (PCMH) recognition

% of Health Center Meeting/Exceeding Healthy People 2020 Goals (2012):

- 59% Meet/Exceed Hypertension Control Goal of 61%
- 11% Meet/Exceed Diabetes Control (HbA1c \leq 9) Goal of 84%
- 37% Meet/Exceed Early Entry into Prenatal Care Goal of 78%
- 61% Meet/Exceed Low Birthweight Goal of 7.8%

Individual and State health center profiles with performance and compliance data are now available to the public on the HRSA web site. See:

<http://bphc.hrsa.gov/uds/datacenter.aspx?q=d&year=2012>



Health Care for the Homeless Program Impact: Key Indicators



% of Health Centers with EHR Implementation (2012)

- 92% have EHRs Installed.
- 83% have EHRs at all sites used by all providers.
- 17% have EHRs at some sites used by some providers.

% of Health Centers Achieving Patient-Centered Medical Home Recognition (as of March 31, 2014)

- 69% of all health centers are participating in Patient-Centered Medical Health Home Initiatives (PCMHHI) and 44% have achieved Patient-Centered Medical Home (PCMH) recognition

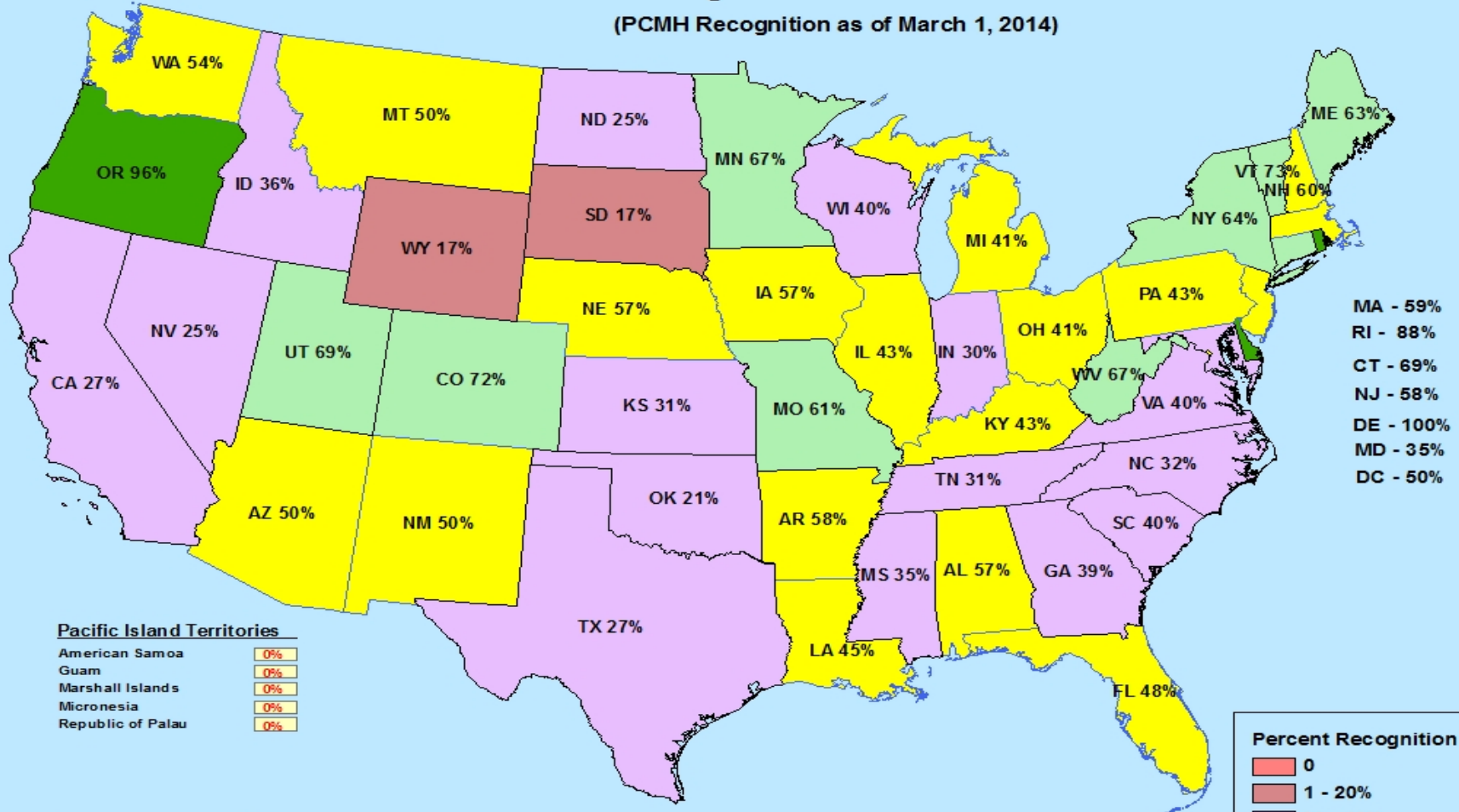
% of Health Center Meeting/Exceeding Healthy People 2020 Goals (2012):

- 49% Meet/Exceed Hypertension Control Goal of 61%
- 5% Meet/Exceed Diabetes Control (HbA1c \leq 9) Goal of 84%
- 25% Meet/Exceed Early Entry into Prenatal Care Goal of 78%
- 57% Meet/Exceed Low Birthweight Goal of 7.8%

Individual and State health center profiles with performance and compliance data are now available to the public on the HRSA web site. See:

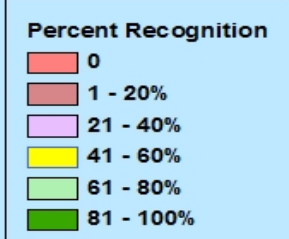
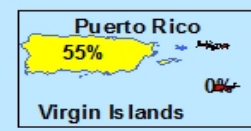
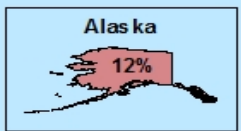
<http://bphc.hrsa.gov/uds/datacenter.aspx?q=d&year=2012>

National PCMH Recognition in Health Centers - FY 2014 (PCMH Recognition as of March 1, 2014)



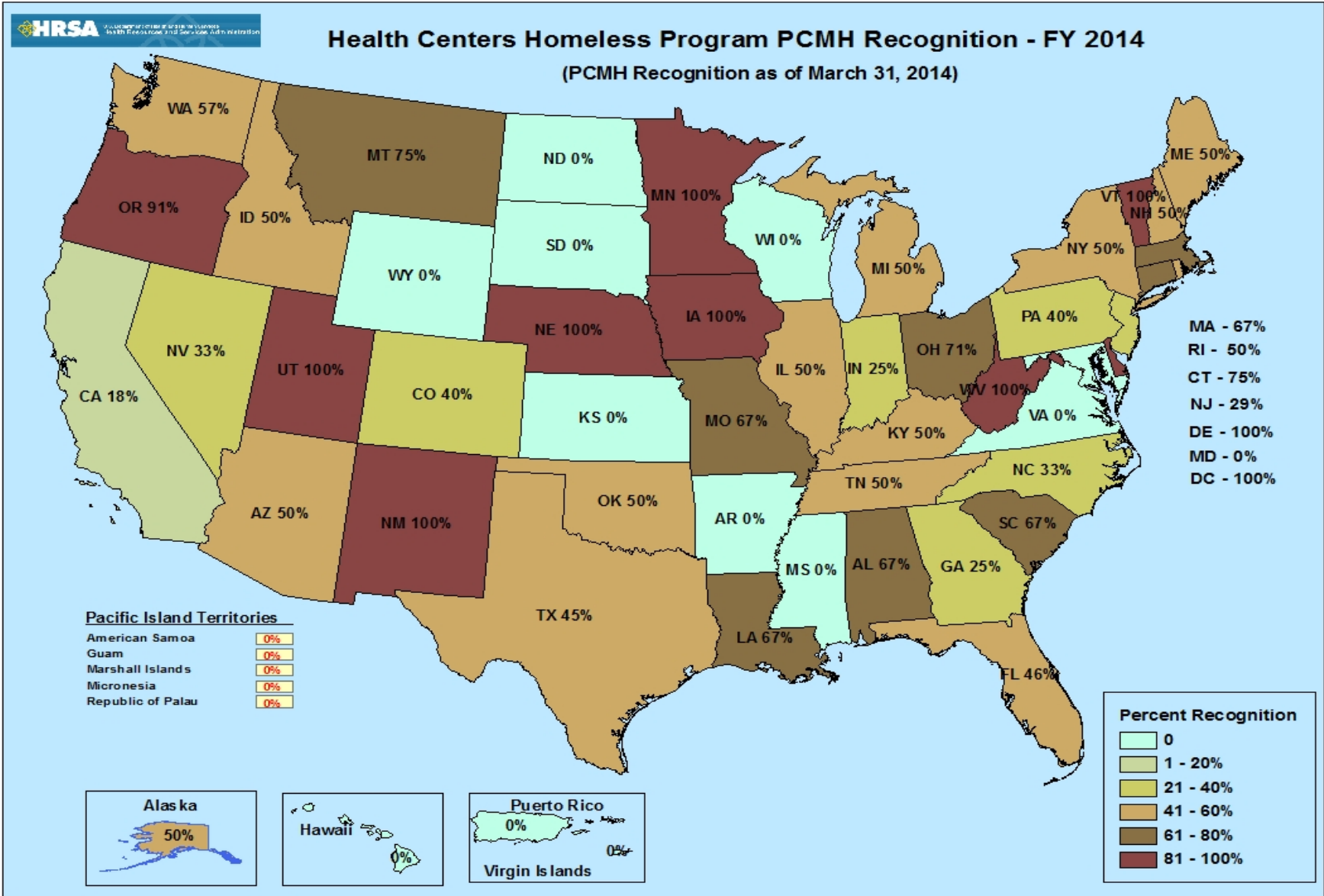
Pacific Island Territories

American Samoa	0%
Guam	0%
Marshall Islands	0%
Micronesia	0%
Republic of Palau	0%





Health Care for the Homeless Program PCMH Recognition FY 2014





Primary Health Care Our Focus



Leadership

Performance Improvement

Program Requirements

Organizational Excellence



Thank You!

Questions?