

# Who's Problem Is It?

## Society/Social Issues-

Alcohol/Drug Treatment Programs?  
Mental Health Programs?

## Criminal Justice Issues-

Drunk in Public, Disorderly Conduct,  
Vandalism, Fighting, Breaking the  
Law?



# Not Working Together Who's Problem Is It?

Yours, Ours.....

The Revolving Door System Continues



# Serial Inebriate Program

Intervention - a collaborative approach

- Courts- Criminal
- Alcohol & Drug Services- Social

Opportunity for change  
Drug Court as a model



# SIP Partners

San Diego Police Department

San Diego Sheriff's Department

County Health & Human Services- ADS

San Diego Housing Commission

Public Defender

City Attorney

Mental Health Systems

San Diego Emergency Medical Services

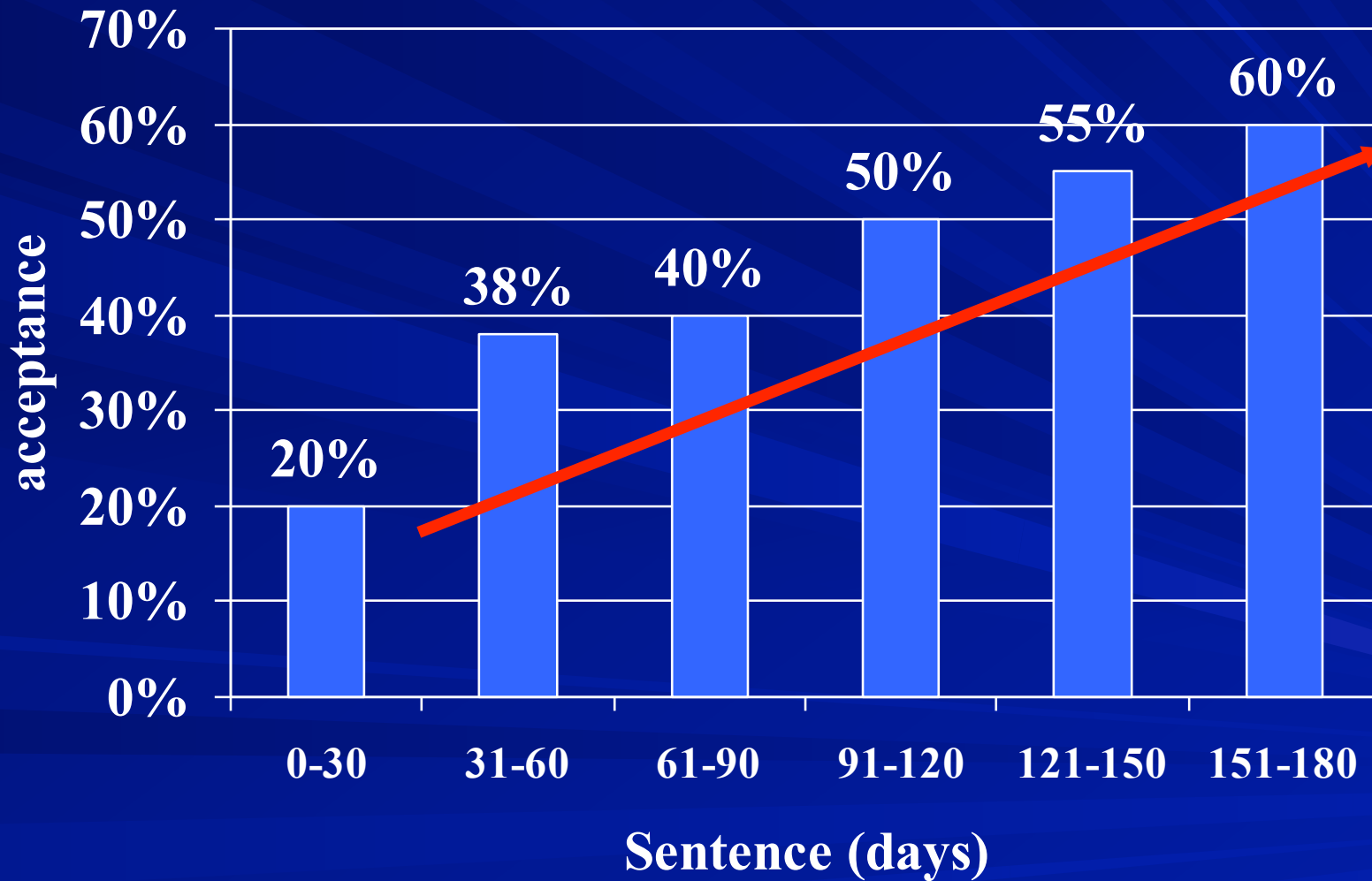
St. Vincent De Paul

# SIP Program Goals

- Stop or slow the revolving door
- Provide treatment to this population
- Increase quality of life



# Acceptance v. length of sentence





**All Clients  
(529)**

**Treatment offered  
280 (53%)**

**Not offered  
249 (47%)**

**Accepted  
155 (55%)**

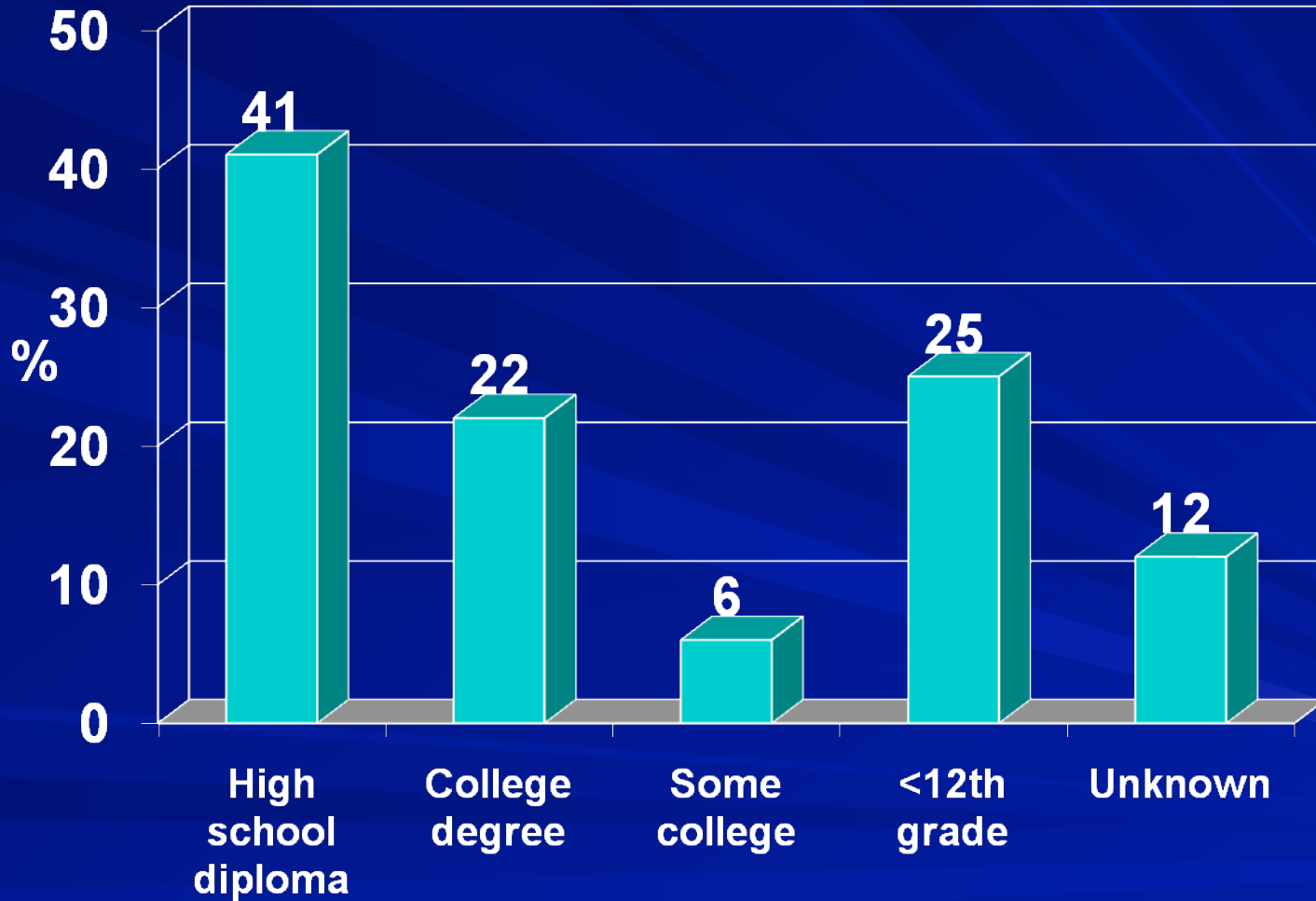
- 1<sup>st</sup> offense**
- Other criminal charge**
- Arson**
- Violent history**

# Demographics

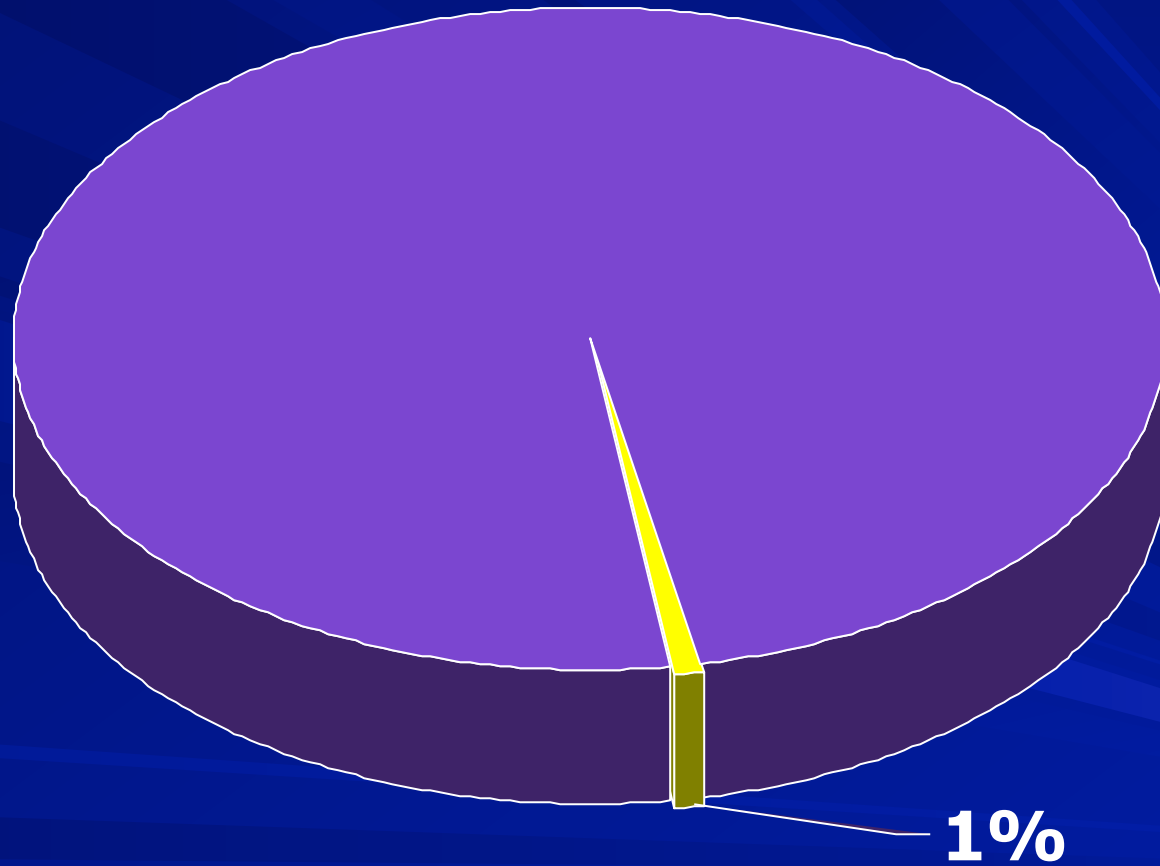
<b>Age</b>	<b>n = 529</b>
<b>≤ 50</b>	<b>73%</b>
<b>Gender</b>	
<b>Male</b>	<b>92%</b>
<b>Race/Ethnicity</b>	
<b>White</b>	<b>75%</b>



# Education

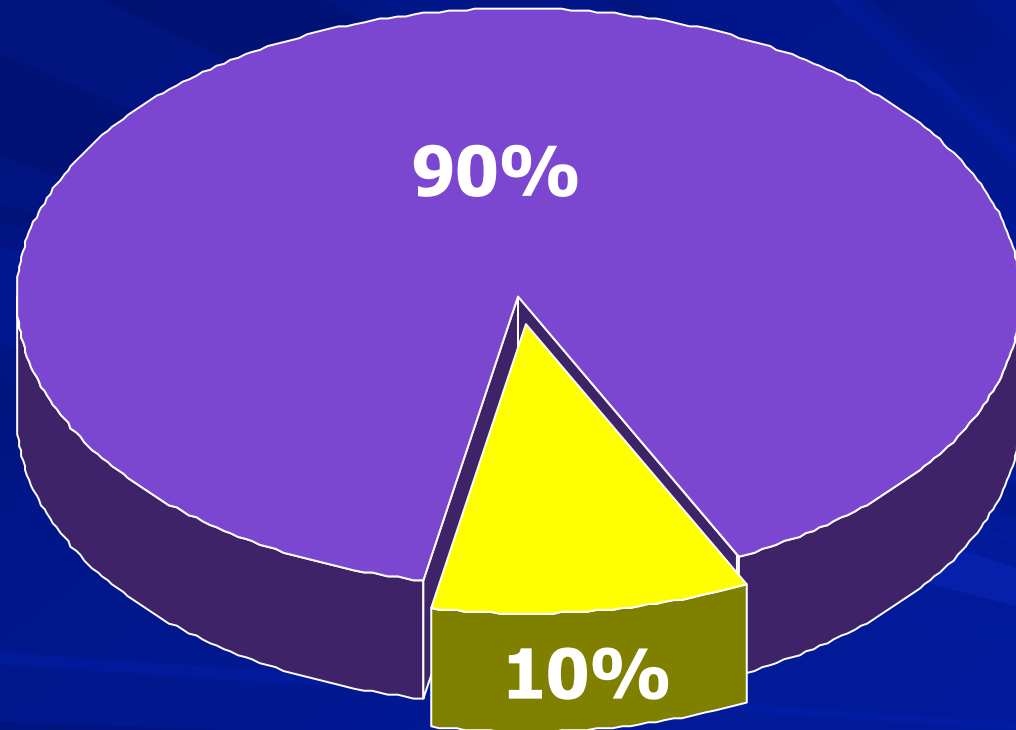


# ED patients >10 visits/year



UCSD Medical Center – Hillcrest (2001)

# Impact of frequent users on ED census



UCSD Medical Center – Hillcrest (2001)

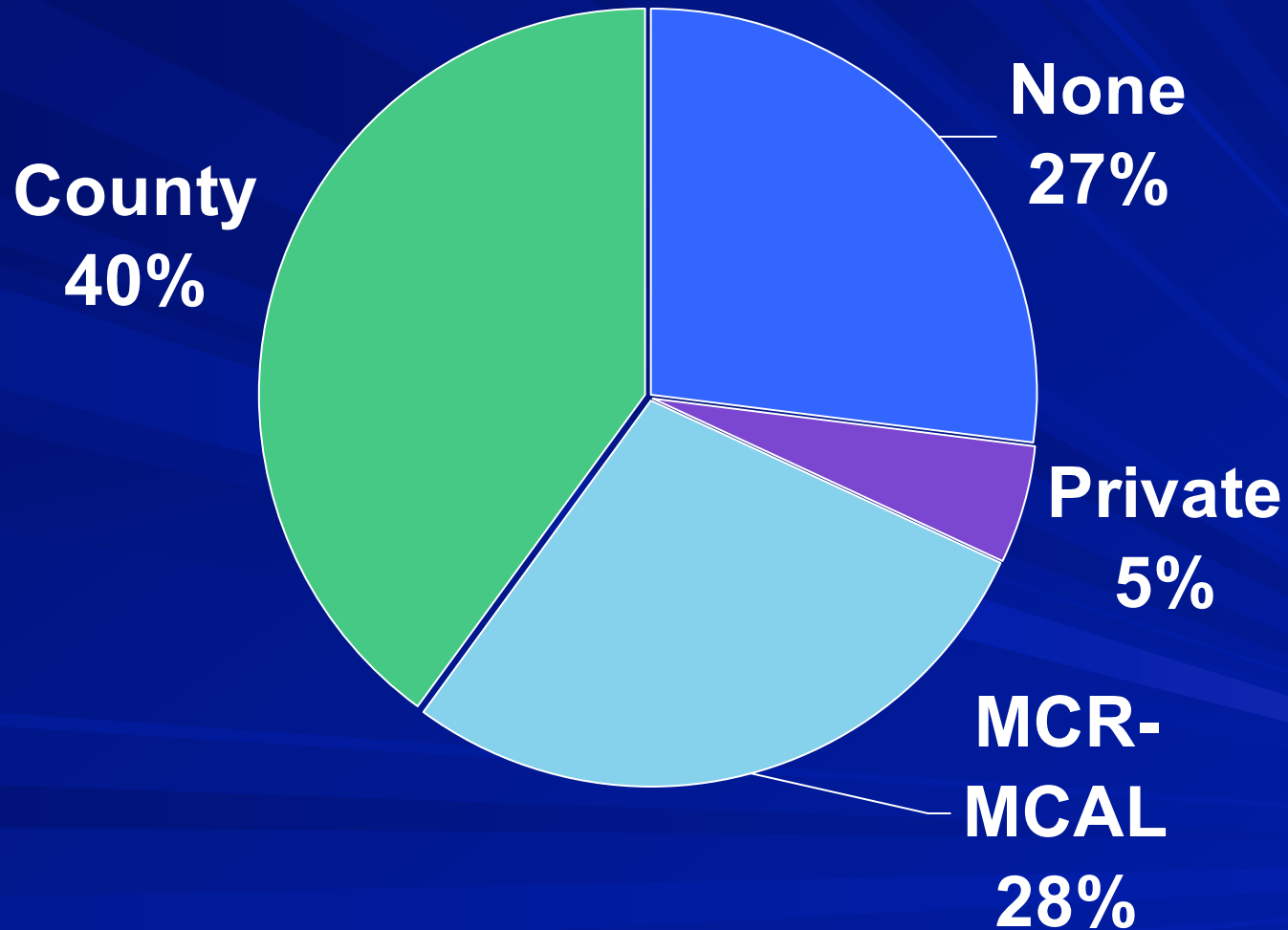
# Medical Resource Utilization

	Total	Range
<b>Paramedic Transports</b>	<b>2,335</b>	<b>1-52</b>
<b>ED Visits</b>	<b>3,318</b>	<b>1-100</b>
<b>Hospital Admits</b>	<b>652</b>	<b>1-21</b>
<b>Length of Stay (d)</b>	<b>3,361</b>	<b>0-181</b>

# Medical Expenses

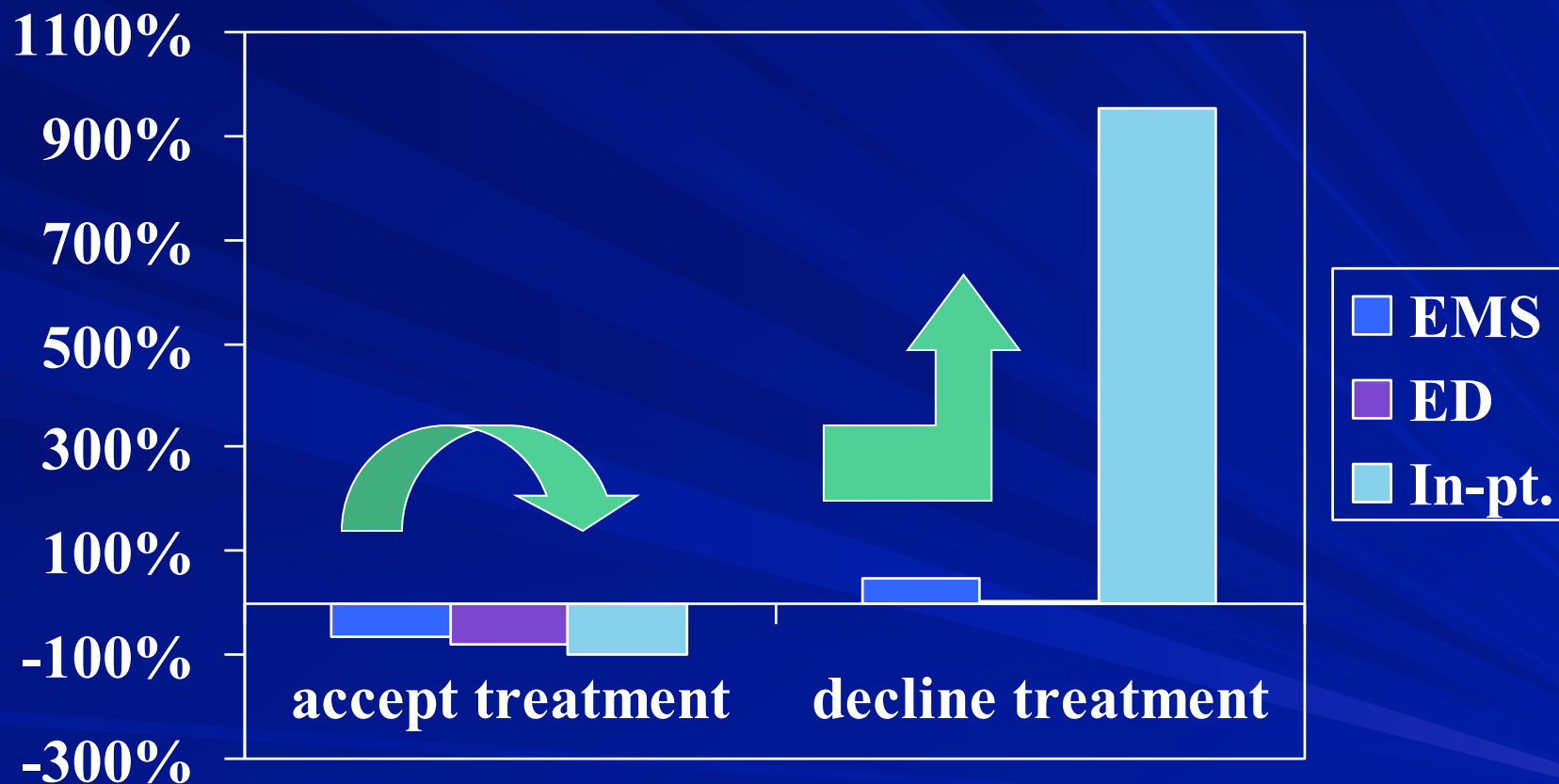
	<b>Charges</b>	<b>Payment</b>	<b>%</b>
<b>EMS</b>	<b>\$1,276,977</b>	<b>\$176,725</b>	<b>13.8</b>
<b>ED</b>	<b>\$2,530,398</b>	<b>\$389,286</b>	<b>15.4</b>
<b>In-pt.</b>	<b>\$13,939,910</b>	<b>\$2,742,850</b>	<b>19.7</b>
<b><i>Total</i></b>	<b><i>\$17,747,245</i></b>	<b><i>\$3,308,861</i></b>	<b><i>18.6</i></b>

# Who got the bill?

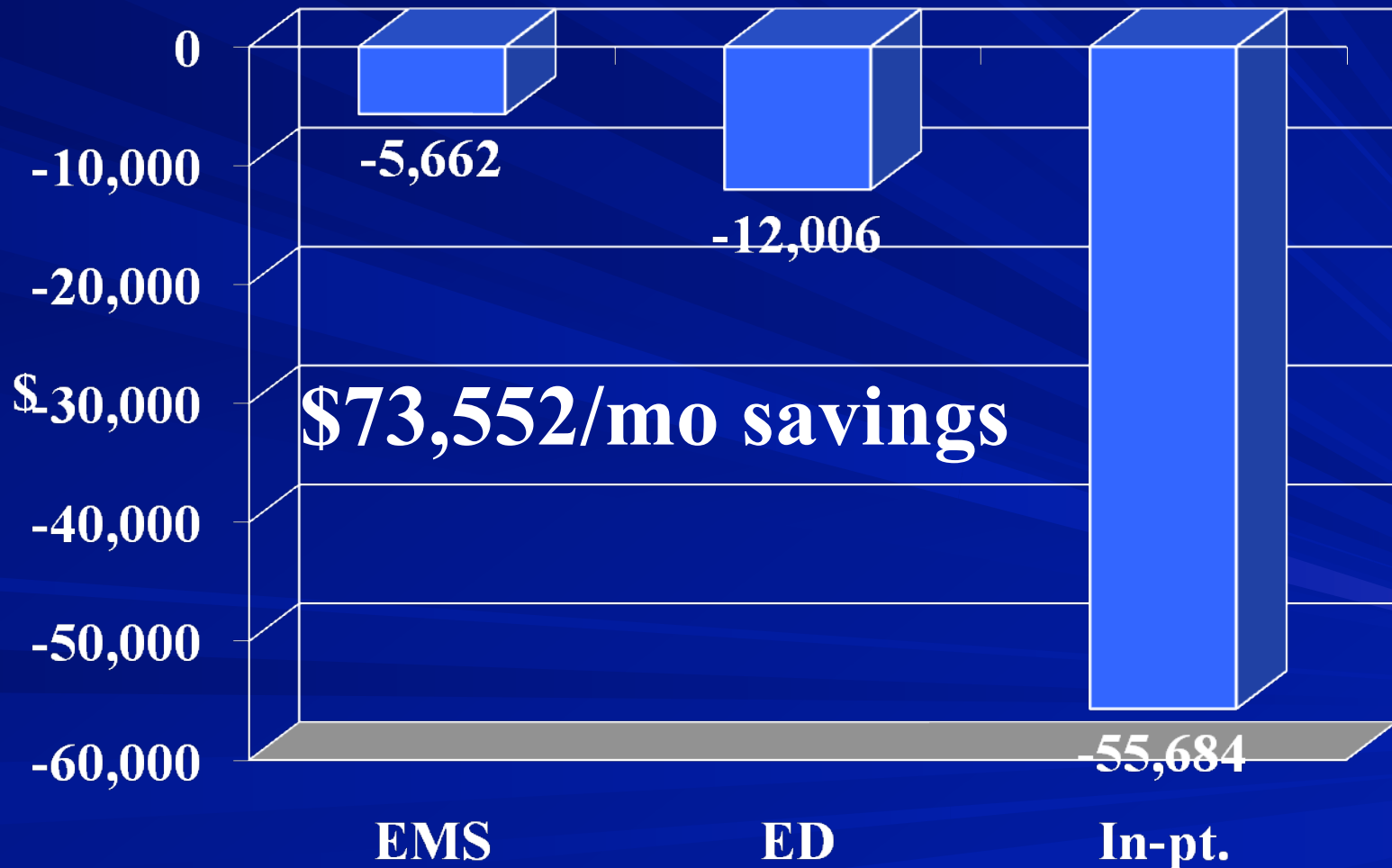




# Average monthly charges



# Reduction in average monthly charges for clients who accepted SIP



# Does SIP Really Work?



# Initial Results

## ■ 2000 (144 clients)

- 58% no police contacts in 2001
- 53% no police contacts in 2002
- 96% less than 2 police contacts in 2002

## ■ 2001 (244 clients)

- 45% no police contacts in 2002
- 73% less than 2 police contacts in 2002

# 2000-2008 Statistics

- 887 people on Sobering Center “SIP list”, they accounted for 3483 SIP arrests
- Currently only 208 of the 887 are on the Sobering Center “SIP list” = **77%** reduction
- 679 people no longer entering Sobering Center or Jail



An aerial photograph of San Diego, California, showing the coastline, the city, and the bay. The image is used as a background for the text.

# *Questions?*

*San Diego*

C A L I F O R N I A



# SIP contact information

**San Diego Police Department  
Sergeant Richard Schnell**

[rschnell@pd.sandiego.gov](mailto:rschnell@pd.sandiego.gov)  
**(619)850-0655**

**San Diego Police Department  
Officer John Liening**

[jliening@pd.sandiego.gov](mailto:jliening@pd.sandiego.gov)  
**(619) 454-0825**

**Mental Health Systems, Inc.  
Deni McLagan, CATC**

[dmclagan@mhsinc.org](mailto:dmclagan@mhsinc.org)  
**(619) 523-8121**

**Emergency Medical Services  
James Dunford, MD**

[jdunford@ucsd.edu](mailto:jdunford@ucsd.edu)  
**(619) 533-4359**